

VISUAL BOX



VERTICAL SYSTEM

The vertical system consists of a modular cabinet to be completed by inserting drawers and with Visual Box drawer units. The cabinet consists of a steel structure, specially shaped and strengthened to withstand heavy loads: it is supplied as standard with a single drawer opening device and must be fixed to the floor or a wall. The drawers slide on telescopic guides installed on ball bearings that guarantee easy opening even under full load conditions.



CLOSURE OF THE UNIT



DISTRIBUTION PLATE



TELESCOPIC GUIDE

vertical drawer- 100% extension
with 400 kg capacity

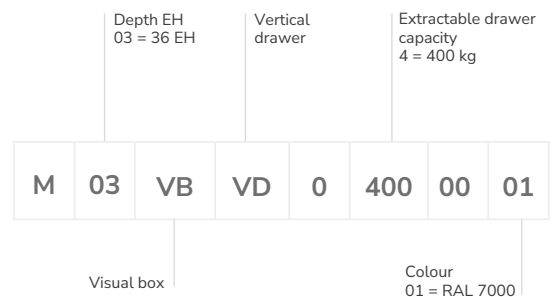
FIXING material

ART. FSR89990099

Fixing kit for one side panel consisting of 2 m10x90 mm steel expansion bolts for non-cracked concrete floors, class higher than or equal to c20/25.



CODING vertical system



VISUAL BOX

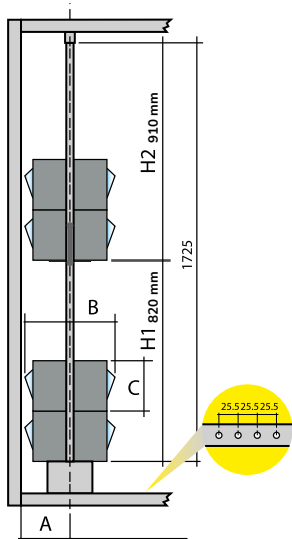
CABINETS WITH VERTICAL DRAWERS CAPACITY 400 kg

CABINETS WITHOUT VERTICAL DRAWERS

ART. with lock	Dim. mm	Cabinet working width mm
M53VBVC0C000001	1107x785x2000 H	969
M73VBVC0C000001	1515x785x2000 H	1377

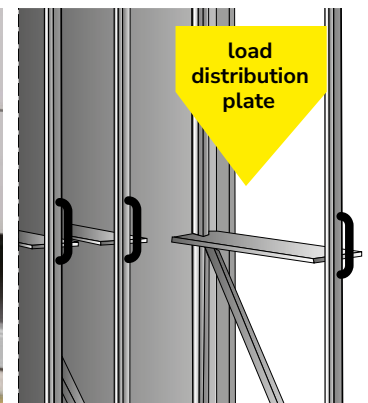
VERTICAL DRAWER CAPACITY 400 kg

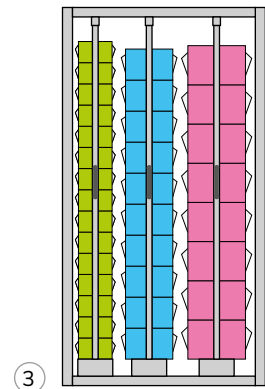
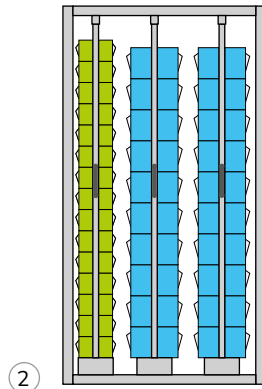
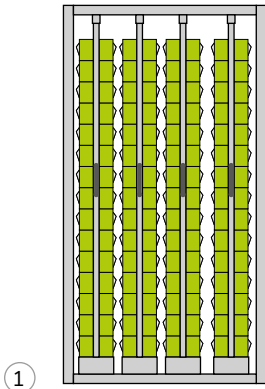
ART.	Dim. mm	Drawer working height mm
M03VBVD04000001	705x1900 H	1725



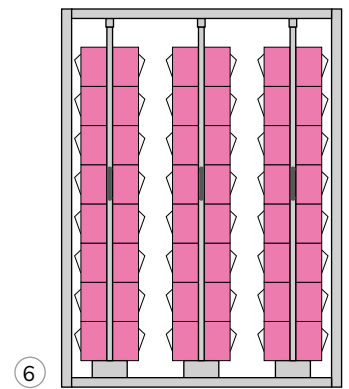
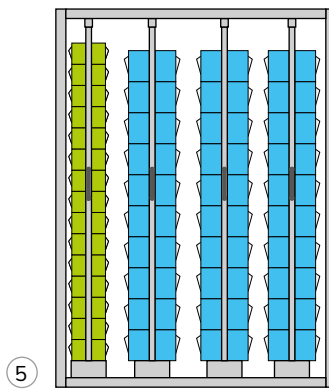
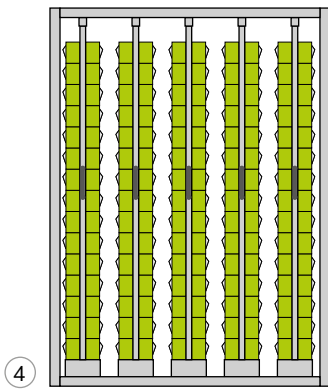
ART. chests of drawers	A	B*	C	quantity H1	quantity H2
FAXVBCH00300001	228,5	445	241	3	3
FAXVBCH00400001	203,5	380	207	4	4
FAXVBCH00500001	177,5	315	164	5	5
FAXVBCH00600001	126,5	225	112	7	8
FAXVBCH00900001	101,5	170	77	10	11

B*- see usable cabinet width without drawers






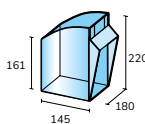
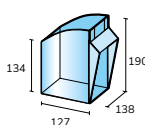
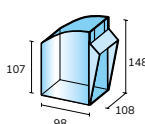
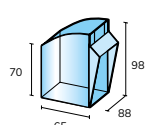
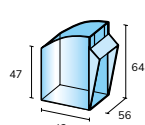
Ref.	ART. with lock	Dim. mm	Including Visual Box	Quantity
①	M53VBVC4C000001	1107x785x2000 H	-	-
	M53VBVC4C072001		FAXVBCH00600001	120
②	M53VBVC3C000001	1107x785x2000 H	-	-
	M53VBVC3C038001		FAXVBCH00600001 FAXVBCH00500001	30 40
③	M53VBVC3C000101	1107x785x2000 H	-	-
	M53VBVC3C034401		FAXVBCH00600001 FAXVBCH00500001 FAXVBCH00400001	30 20 16

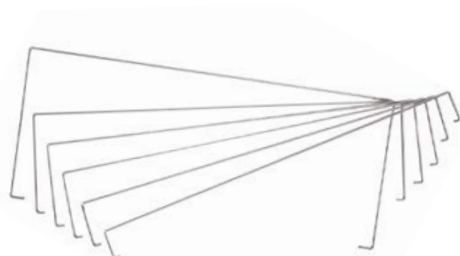



Ref.	ART. with lock	Dim. mm	Including Visual Box	Quantity
④	M73VBVC5C000001	1515x785x2000 H	-	-
	M73VBVC5C090001		FAXVBCH00600001	150
⑤	M73VBVC4C000001	1515x785x2000 H	-	-
	M73VBVC4C048001		FAXVBCH00600001 FAXVBCH00500001	30 60
⑥	M73VBVC3C000001	1515x785x2000 H	-	-
	M73VBVC3C019201		FAXVBCH00400001	48

VISUAL BOX ACCESSORIES



Ref.	ART.	Chest of drawers dimensions mm	Drawer dim. mm
①	FAXVBCH00300001	600 x 209 x 240 h	
②	FAXVBCH00400001	600 x 174 x 206 h	
③	FAXVBCH00500001	600 x 141 x 164 h	
④	FAXVBCH00600001	600 x 98 x 112 h	
⑤	FAXVBCH00900001	600 x 69 x 77 h	



GALVANISED STOPS FOR CHESTS OF DRAWERS

ART.	for chests of drawers ART.
FAXVBCHL0900099	FAXVBCH00900001
FAXVBCHL0600099	FAXVBCH00600001
FAXVBCHL0500099	FAXVBCH00500001
FAXVBCHL0400099	FAXVBCH00400001
FAXVBCHL0300099	FAXVBCH00300001

