

PERFOM

CABINETS WITH SLIDING DOORS PRO SERIES



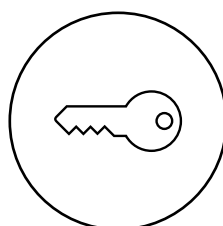
The Perform sliding door cabinet is perfect for installation in transit areas or if you are looking for **space-saving furniture** with a high storage capacity. It can have **three widths** (1020, 1428 or 2040 mm) and **two heights** (915 or 2000 mm) and **smooth, slotted or polycarbonate slotted doors**. Regardless of the model chosen, the **depth is 600 mm** and can accommodate a wide range of components such as slotted shelves, perforated panels, drawers, watertight tanks and electrical cable runs.



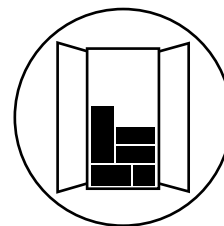
LOAD CAPACITY
800/1200 KG



DOOR WARRANTY



**KEY-OPERATED
CLOSURE**



**MOUNTED
CABINET +
ACCESSORIES
PACKED INSIDE
THE CABINET**





ART.	W mm	D mm	H mm	KG	RAL
PERFOM21001	1020	600	2000	1200	7035+7016
PERFOM21002	1020	600	2000	1200	7035
PERFOM21003	1020	600	2000	1200	5012

Made up of:

qty.	description
1	Cabinet with sliding doors
1	Kit with 4 slotted shelves



ART.	W mm	D mm	H mm	KG	RAL
PERFOM23001	1020	600	2000	1200	7035+7016

Made up of:

qty.	description
1	Cabinet with slotted sliding doors
2	Kit with 2 sealed internal liquid collection tanks capacity 19 L



see page 364



ART.	W mm	D mm	H mm	KG	RAL
PERFOM25001	1020	600	2000	1200	7035+7016

Made up of:

qty.	description
1	Cabinet with polycarbonate slotted sliding doors
1	Kit with 4 slotted shelves





ART.	W mm	D mm	H mm	KG	RAL
PERFOM20001	1020	600	915	800	7035+7016
PERFOM20002	1020	600	915	800	7035
PERFOM20003	1020	600	915	800	5012

Made up of:

qty.	description
1	Cabinet with sliding doors
1	Slotted shelf

[CONFIGURE](#)



ART.	W mm	D mm	H mm	KG	RAL
PERFOM22001	1020	600	915	800	7035+7016

Made up of:

qty.	description
1	Cabinet with slotted sliding doors
1	Kit with 2 sealed internal liquid collection tanks capacity 19 L



see page 364

[CONFIGURE](#)



ART.	W mm	D mm	H mm	KG	RAL
PERFOM24001	1020	600	915	800	7035+7016

Made up of:

qty.	description
1	Cabinet with polycarbonate slotted sliding doors
1	Slotted shelf

[CONFIGURE](#)



LOAD CAPACITY



RAL 7035 + RAL 7016



RAL 5012



RAL 7035



54x27 EH

78x27 EH

54+54x27 EH

1428 mm 600 mm



ART.	W mm	D mm	H mm	KG	RAL
PERFOM21004	1428	600	2000	1200	7035+7016
PERFOM21005	1428	600	2000	1200	7035
PERFOM21006	1428	600	2000	1200	5012

Made up of:

qty.	description
1	Cabinet with sliding doors
2	Kit with 2 slotted shelves

[CONFIGURE](#)



ART.	W mm	D mm	H mm	KG	RAL
PERFOM25002	1428	600	2000	1200	7035+7016

Made up of:

qty.	description
1	Cabinet with polycarbonate slotted sliding doors
2	Kit with 2 slotted shelves

[CONFIGURE](#)





ART.	W mm	D mm	H mm	KG	RAL
PERFOM20004	1428	600	915	800	7035+7016
PERFOM20005	1428	600	915	800	7035
PERFOM20006	1428	600	915	800	5012

Made up of:

qty.	description
1	Cabinet with sliding doors
1	Slotted shelf

[CONFIGURE](#)



ART.	W mm	D mm	H mm	KG	RAL
PERFOM24002	1428	600	915	800	7035+7016

Made up of:

qty.	description
1	Cabinet with polycarbonate slotted sliding doors
1	Slotted shelf

[CONFIGURE](#)





54x27 EH


78x27 EH

54+54x27 EH

2040 mm 600 mm

908x449




ART.	W mm	D mm	H mm	 per section	RAL
PERFOM21010	2040	600	2000	1200	7035+7016
PERFOM21011	2040	600	2000	1200	7035
PERFOM21012	2040	600	2000	1200	5012

Made up of:

qty.	description
1	Cabinet with sliding doors
6	Simple-extension drawer H=100 mm
2	Kit with 4 slotted shelves

[CONFIGURE](#) 



ART.	W mm	D mm	H mm	 per section	RAL
PERFOM23004	2040	600	2000	1200	7035+7016

Made up of:


qty.	description
1	Cabinet with slotted sliding doors
3	Kit with 2 perforated shelves/panels
1	Slotted shelf
1	Internal shelf in multiplex
1	Simple-extension drawer H=100 mm
2	Raceway for power strips
1	Side support for power strip
3	Schuko 4-socket power strip
4	Schuko 2-socket power strip
2	Wieland Schuko/FR connection cable
1	Wieland connection cable with in/out plugs
1	Pair of L-shaped brackets
1	Joint for plate
1	Monitor support plate with VESA standard
1	Reversible tray shelf



 PATENTED

[CONFIGURE](#) 



ART.	W mm	D mm	H mm	 per section	RAL
PERFOM25004	2040	600	2000	1200	7035+7016

Made up of:

qty.	description
1	Cabinet with polycarbonate slotted sliding doors
4	Kit with 2 sealed internal liquid collection tanks capacity 19 L



see page 364

[CONFIGURE](#) 



ART.	W mm	D mm	H mm	per section	RAL	
PERFOM21007	2040	600	2000	1200	7035+7016	
PERFOM21008	2040	600	2000	1200	7035	
PERFOM21009	2040	600	2000	1200	5012	

Made up of:

qty.	description
1	Cabinet with sliding doors
2	Kit with 4 slotted shelves

[CONFIGURE](#)



ART.	W mm	D mm	H mm	per section	RAL	
PERFOM23003	2040	600	2000	1200	7035+7016	

Made up of:

qty.	description		
1	Cabinet with slotted sliding doors		
4	Kit with 2 sealed internal liquid collection tanks capacity 19 L		see page 364

[CONFIGURE](#)



ART.	W mm	D mm	H mm	per section	RAL	
PERFOM25003	2040	600	2000	1200	7035+7016	

Made up of:

qty.	description
1	Cabinet with polycarbonate slotted sliding doors
2	Kit with 4 slotted shelves

[CONFIGURE](#)





ART.	W mm	D mm	H mm	KG per section	RAL
PERFOM20007	2040	600	915	800	7035+7016
PERFOM20008	2040	600	915	800	7035
PERFOM20009	2040	600	915	800	5012

Made up of:

qty.	description
1	Cabinet with sliding doors
2	Slotted shelf

CONFIGURE



ART.	W mm	D mm	H mm	KG per section	RAL
PERFOM22002	2040	600	915	800	7035+7016

Made up of:

qty.	description
1	Cabinet with slotted sliding doors
2	Kit with 2 sealed internal liquid collection tanks capacity 19 L



see page 364

CONFIGURE



ART.	W mm	D mm	H mm	KG per section	RAL
PERFOM24003	2040	600	915	800	7035+7016

Made up of:

qty.	description
1	Cabinet with polycarbonate slotted sliding doors
2	Slotted shelf

CONFIGURE



CABINET WITH SLIDING DOORS 54X27 EH

ART.	W mm	D mm	H mm	KG	RAL	
FAA2010C000PD	1020	600	915	800	7035+7016	
FAA2010C00008	1020	600	915	800	7035	
FAA2010C00004	1020	600	915	800	5012	



CABINET WITH SLIDING DOORS 78X27 EH

ART.	W mm	D mm	H mm	KG	RAL	
FAA2014C000PD	1428	600	915	800	7035+7016	
FAA2014C00008	1428	600	915	800	7035	
FAA2014C00004	1428	600	915	800	5012	



CABINET WITH SLIDING DOORS 54+54X27 EH

ART.	W mm	D mm	H mm	KG per section	RAL	
FAA2020C000PD	2040	600	915	800	7035+7016	
FAA2020C00008	2040	600	915	800	7035	
FAA2020C00004	2040	600	915	800	5012	



CABINET WITH SLIDING DOORS 54X27 EH

ART.	W mm	D mm	H mm	KG	RAL	
FAA2110C000PD	1020	600	2000	1200	7035+7016	
FAA2110C00008	1020	600	2000	1200	7035	
FAA2110C00004	1020	600	2000	1200	5012	



CABINET WITH SLIDING DOORS 78X27 EH

ART.	W mm	D mm	H mm	KG	RAL	
FAA2114C000PD	1428	600	2000	1200	7035+7016	
FAA2114C00008	1428	600	2000	1200	7035	
FAA2114C00004	1428	600	2000	1200	5012	



CABINET WITH SLIDING DOORS 54+54X27 EH

ART.	W mm	D mm	H mm	KG per section	RAL	
FAA2120C000PD	2040	600	2000	1200	7035+7016	
FAA2120C00008	2040	600	2000	1200	7035	
FAA2120C00004	2040	600	2000	1200	5012	



LOAD CAPACITY

RAL 7035 + RAL 7016

RAL 5012

RAL 7035



CABINET WITH SLOTTED SLIDING DOORS 54X27 EH

ART.	W mm	D mm	H mm	KG	RAL	
FAA2210C000PD	1020	600	915	800	7035+7016	



CABINET WITH SLOTTED SLIDING DOORS 78X27 EH

ART.	W mm	D mm	H mm	KG	RAL	
FAA2214C000PD	1428	600	915	800	7035+7016	



CABINET WITH SLOTTED SLIDING DOORS 54+54X27 EH

ART.	W mm	D mm	H mm	KG per section	RAL	
FAA2220C000PD	2040	600	915	800	7035+7016	



CABINET WITH SLOTTED SLIDING DOORS 54X27 EH

ART.	W mm	D mm	H mm	KG	RAL	
FAA2310C000PD	1020	600	2000	1200	7035+7016	



CABINET WITH SLOTTED SLIDING DOORS 78X27 EH

ART.	W mm	D mm	H mm	KG	RAL	
FAA2314C000PD	1428	600	2000	1200	7035+7016	



CABINET WITH SLOTTED SLIDING DOORS 54+54X27 EH

ART.	W mm	D mm	H mm	KG per section	RAL	
FAA2320C000PD	2040	600	2000	1200	7035+7016	



CABINET WITH POLYCARBONATE SLOTTED SLIDING DOORS 54X27 EH

ART.	W mm	D mm	H mm	KG	RAL	
FAA2410C000PD	1020	600	915	800	7035+7016	



CABINET WITH POLYCARBONATE SLOTTED SLIDING DOORS 78X27 EH

ART.	W mm	D mm	H mm	KG	RAL	
FAA2414C000PD	1428	600	915	800	7035+7016	



CABINET WITH POLYCARBONATE SLOTTED SLIDING DOORS 54+54X27 EH

ART.	W mm	D mm	H mm	KG per section	RAL	
FAA2420C000PD	2040	600	915	800	7035+7016	



CABINET WITH POLYCARBONATE SLOTTED SLIDING DOORS 54X27 EH

ART.	W mm	D mm	H mm	KG	RAL	
FAA2510C000PD	1020	600	2000	1200	7035+7016	



CABINET WITH POLYCARBONATE SLOTTED SLIDING DOORS 78X27 EH

ART.	W mm	D mm	H mm	KG	RAL	
FAA2514C000PD	1428	600	2000	1200	7035+7016	



CABINET WITH POLYCARBONATE SLOTTED SLIDING DOORS 54+54X27 EH

ART.	W mm	D mm	H mm	KG per section	RAL	
FAA2520C000PD	2040	600	2000	1200	7035+7016	



COMPONENTS



TOP IN SATIN STAINLESS STEEL

ART.	W mm	D mm	H mm	material	Finish
FGG601006AX000A	1020	600	32	MDF	Satin stainless steel
FGG601406AX000A	1428	600	32	MDF	Satin stainless steel
FGG602006AX000A	2040	600	32	MDF	Satin stainless steel



RUBBER LINED STEEL TOP

ART.	W mm	D mm	H mm	material	Finish
FGG601006AG0007	1020	600	32	MDF	Rubberised steel
FGG601406AG0007	1428	600	32	MDF	Rubberised steel
FGG602006AG0007	2040	600	32	MDF	Rubberised steel



MULTIPLEX TOP

ART.	W mm	D mm	H mm	material
FGG601006BE0000	1020	600	30	Multiplex
FGG601406BE0000	1428	600	30	Multiplex
FGG602006BE0000	2040	600	30	Multiplex

SLOTTED SHELF D=500 mm

ART.	W mm	D mm	H mm	KG	Finish
FAC9912010099	995	500	35	120	Galvanised
FAC9814010099	1403	500	35	100	Galvanised



KIT WITH SLOTTED SHELVES D=500 mm


ART.	W mm	D mm	H mm	no. of shelves	KG	Finish
FAC9912020099	995	500	35	2	120	Galvanised
FAC9912030099	995	500	35	3	120	Galvanised
FAC9912040099	995	500	35	4	120	Galvanised
FAC9814020099	1403	500	35	2	100	Galvanised

COMPONENTS

PERFORATED SHELF-PANEL

Applicable in 3 different positions:

Vertical perforated panel



Horizontal shelf



4-edge perforated shelf



PERFORATED SHELF-PANEL



ART.	W mm	D mm	H mm		Hole dim. mm	Pitch mm	RAL
FAC9912070039	995	500	30	120-50	10x10	38	7016
FAC9912070008	995	500	30	120-50	10x10	38	7035
FAC9912070004	995	500	30	120-50	10x10	38	5012

KIT WITH PERFORATED SHELVES-PANELS

ART.	W mm	D mm	H mm	no. of shelves		Hole dim. mm	Pitch mm	RAL
FAC9912080008	995	500	30	2	120-50	10x10	38	7035
FAC9912080004	995	500	30	2	120-50	10x10	38	5012
FAC9912080039	995	500	30	2	120-50	10x10	38	7016



SIMPLE-EXTENSION DRAWERS 54X27 EH



ART.	useful dimensions					drawer front h mm	RAL
	W mm	D mm	H mm				
FAC9912180008	908	449	85	50	88%	100	7035
FAC9912180004	908	449	85	50	88%	100	5012
FAC9912180039	908	449	85	50	88%	100	7016

TELESCOPIC-EXTENSION DRAWERS 54X27 EH



ART.	useful dimensions					drawer front h mm	RAL
	W mm	D mm	H mm				
FAC9912190008	908	449	85	100	100%	100	7035
FAC9912190004	908	449	85	100	100%	100	5012
FAC9912190039	908	449	85	100	100%	100	7016
FAC9912210008	908	449	135	100	100%	150	7035
FAC9912210004	908	449	135	100	100%	150	5012
FAC9912210039	908	449	135	100	100%	150	7016



LOAD CAPACITY



EXTRACTION



RAL 5012



RAL 7016



RAL 7035



GALVANISED



SATIN STAINLESS STEEL

COMPONENTS



SEALED INNER LIQUID COLLECTION TRAYS

ART.	W mm	D mm	H mm	KG	L	Finish
FAC9911090099	484	500	42	50	9	Galvanised
FAC9912090099	995	500	42	50	19	Galvanised

KIT WITH SEALED INTERNAL LIQUID COLLECTION TRAYS

ART.	W mm	D mm	H mm	KG	L	No. of trays	Finish
FAC9911100099	484	500	42	50	9	2	Galvanised
FAC9912100099	995	500	42	50	19	2	Galvanised



RACEWAY FOR POWER STRIPS

ART.	W mm	D mm	H mm	RAL
FAC9912220039	1008	64	140	7016



POWER STRIP ARRANGEMENT FOR RACEWAY



- 1 magnetic-thermal circuit breaker
- 2 4-socket power strip
- 3 2-socket power strip
- 4 USB charging port



Raceway applied on the **top part** of the **perforated shelf-panel**



Raceway applied on the **bottom part** of the **perforated shelf-panel**



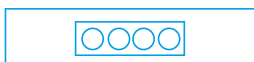
Raceway which can be **combined** with the **perforated shelf-panel** in the vertical position



SIDE SUPPORT FOR POWER STRIP

ART.	W mm	D mm	H mm	RAL
FAC9912240039	10	463	77	7016

POWER STRIP ARRANGEMENT FOR LATERAL SUPPORT



4-socket power strip



Application example with:
 1 support art. FAC9912240039
 1 power strip art. FBLET005007
 1 connection cable art. FBLET016007

PERFOM

COMPONENTS



GRILLE FOR FANS

ART.	W mm	D mm	H mm	RAL	
FAC9912230039	994	123	136	7016	

Application example with:
 1 grille art. FAC9912230039
 2 fans art. FAS32200100
 1 power strip art. FBLET005007
 1 connection cable art. FBLET016007



Grille applied on the **top part** of the cabinet **without** the aid of the **perforated shelf-panel**



Grille applied on the **top part** of the cabinet **with** the aid of the **perforated shelf-panel**



Grille applied on the **bottom part** of the cabinet **with** the aid of the **perforated shelf-panel**



230 V FAN WITHOUT GRILLE WITH SCHUKO PLUG

ART.	W mm	D mm	H mm	colour	
FAS32200100	125	44	125	Black	

IRONTEAM

see page 196



FBLET012007



FBLET004007



FBLET005007



FBLET016007



FBLET014007



FBLET020007



FBL99400008

LAMP APPLIED UNDER THE PERFORATED SHELF-PANEL



LOAD CAPACITY



CAPACITY




RAL 7016



GALVANISED

COMPONENTS

1. Partition
2. Kit with hanging rail
3. Perforated shelf-panel
4. Slotted shelf
5. Simple-extension drawer H=100 mm



PARTITION

ART.	W mm	D mm	H mm	Pitch mm	RAL
FAC9912260039	44	500	1616	25	7016

KIT WITH HANGING RAIL

ART.	W mm	D mm	H mm	KG	Finish
FAC9912270099	458	23	56	15	Galvanised

PERFORATED SHELF-PANEL

ART.	W mm	D mm	H mm	KG	RAL
FAC9912070039	995	500	30	120-50	7016

SLOTTED SHELF D=500 mm

ART.	W mm	D mm	H mm	KG	Finish
FAC9911010099	484	500	35	120	Galvanised

KIT WITH SLOTTED SHELVES D=500 mm

ART.	W mm	D mm	H mm	no. of shelves	KG	Finish
FAC9911020099	484	500	35	2	120	Galvanised
FAC9911030099	484	500	35	3	120	Galvanised

SIMPLE-EXTENSION DRAWERS 24X27 EH

ART.	useful dimensions			KG	%	drawer front h mm	RAL
	W mm	D mm	H mm				
FAC9911180008	398	449	85	50	88%	100	7035
FAC9911180004	398	449	85	50	88%	100	5012
FAC9911180039	398	449	85	50	88%	100	7016



DIVIDING MATERIAL

W 512 mm



ART.	Suitable for drawer H mm	components	
FFH00500100	100	2 x Transversal divider W=202 mm 1 x Longitudinal slotted divider W=457 mm	




ART.	Suitable for drawer H mm	components	
FFH00500800	100/125	3 x 150x75 mm Divider box 6 x 150x150 mm Divider box	



ART.	Suitable for drawer H mm	components	
FFH00500900	100/125	15 x 150x75 mm Divider box	

W 1023 mm



ART.	Suitable for drawer H mm	components	
FFH02000100	100	4 x Longitudinal slotted divider W=457 mm 4 x Transversal divider W=151 mm	



ART.	Suitable for drawer H mm	components	
FFH02000200	100	5 x Longitudinal slotted divider W=457 mm 10 x Transversal divider W=151 mm	



ART.	Suitable for drawer H mm	components	
FFH02000600	100/125	12 x 150x75 mm Divider box 12 x 150x150 mm Divider box	



LOAD CAPACITY



EXTRACTION



RAL 5012



RAL 7016



RAL 7035



GALVANISED