
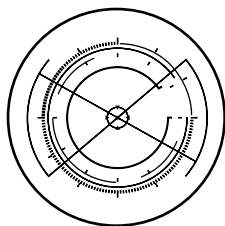


# PERFOM

## CABINETS WITH HINGED DOORS PRO SERIES



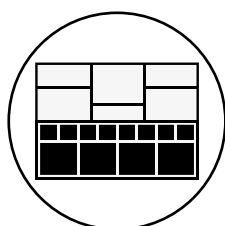
Perform hinged door cabinets are **multi-purpose solutions** that easily adapt to numerous environments and different uses. In fact, thanks to the **wide range of components** such as slotted shelves, perforated panels, drawers, cable runs, and watertight tanks, it is possible to transform Perform into tool cabinets, for ecology or for recharging. They are available in **three different widths** (512, 1023 or 1193 mm) and **two heights** (1000 or 2000 mm), all with a **555 mm depth**. Depending on the model chosen, it is possible to opt for **smooth, slotted or polycarbonate slotted doors**.



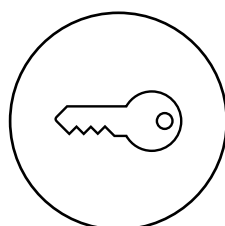
CONFIGURABLE



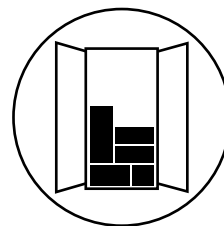
LOAD CAPACITY  
800/1200 KG



DIVIDING  
MATERIAL



KEY-OPERATED  
CLOSURE



MOUNTED  
CABINET +  
ACCESSORIES  
PACKED INSIDE  
THE CABINET



CONFIGURE

ART.	W mm	D mm	H mm	KG	RAL
PERFOM15001	1193	555	1000	800	7035+7016
PERFOM15002	1193	555	1000	800	7035
PERFOM15003	1193	555	1000	800	5012

Made up of:

qty.	description
1	Cabinet with hinged doors
1	Kit with 2 slotted shelves



CONFIGURE

ART.	W mm	D mm	H mm	KG	RAL
PERFOM15004	1193	555	1000	800	7035+7016
PERFOM15005	1193	555	1000	800	7035
PERFOM15006	1193	555	1000	800	5012

Made up of:

qty.	description
1	Cabinet with hinged doors
1	Telescopic-extension drawer H=100 mm
1	Kit with 2 slotted shelves



CONFIGURE

ART.	W mm	D mm	H mm	KG	RAL
PERFOM15007	1193	555	1000	800	7035+7016
PERFOM15008	1193	555	1000	800	7035
PERFOM15009	1193	555	1000	800	5012

Made up of:

qty.	description
1	Cabinet with hinged doors
2	Telescopic-extension drawer H=100 mm
1	Kit with 2 slotted shelves



CONFIGURE

ART.	W mm	D mm	H mm	KG	RAL
PERFOM15010	1193	555	1000	800	7035+7016
PERFOM15011	1193	555	1000	800	7035
PERFOM15012	1193	555	1000	800	5012

Made up of:

qty.	description
1	Cabinet with hinged doors
3	Telescopic-extension drawer H=100 mm
1	Slotted shelf





24x27 EH

54x27 EH

64x27 EH

1193 mm 555 mm

1078x449



CONFIGURE

ART.	W mm	D mm	H mm	KG	RAL	
PERFOM17001	1193	555	2000	1200	7035+7016	
PERFOM17002	1193	555	2000	1200	7035	
PERFOM17003	1193	555	2000	1200	5012	

Made up of:

qty.	description
1	Cabinet with hinged doors
2	Kit with 2 slotted shelves



CONFIGURE

ART.	W mm	D mm	H mm	KG	RAL	
PERFOM17004	1193	555	2000	1200	7035+7016	
PERFOM17005	1193	555	2000	1200	7035	
PERFOM17006	1193	555	2000	1200	5012	

Made up of:

qty.	description
1	Cabinet with hinged doors
3	Telescopic-extension drawer H=100 mm
2	Kit with 2 slotted shelves



CONFIGURE

ART.	W mm	D mm	H mm	KG	RAL	
PERFOM17007	1193	555	2000	1200	7035+7016	
PERFOM17008	1193	555	2000	1200	7035	
PERFOM17009	1193	555	2000	1200	5012	

Made up of:

qty.	description
1	Cabinet with hinged doors
9	Telescopic-extension drawer H=100 mm
1	Kit with 2 slotted shelves



24x27 EH

54x27 EH

64x27 EH

512 mm 555 mm

398x449



CONFIGURE

ART.	W mm	D mm	H mm	KG	RAL
PERFOM11001	512	555	1000	800	7035+7016
FAA1120C00108	512	555	1000	800	7035
FAA1120C00104	512	555	1000	800	5012

Made up of:

qty.	description
1	Cabinet with hinged doors
1	Kit with 2 slotted shelves



CONFIGURE

ART.	W mm	D mm	H mm	KG	RAL
PERFOM11004	512	555	1000	800	7035+7016
PERFOM11005	512	555	1000	800	7035
PERFOM11006	512	555	1000	800	5012

Made up of:

qty.	description
1	Cabinet with hinged doors
1	Simple-extension drawer H=100 mm
1	Kit with 2 slotted shelves



CONFIGURE

ART.	W mm	D mm	H mm	KG	RAL
PERFOM11010	512	555	1000	800	1004
PERFOM11011	512	555	1000	800	7035+7016
PERFOM11012	512	555	1000	800	7035
PERFOM11013	512	555	1000	800	5012

Made up of:

qty.	description
1	Cabinet with slotted hinged doors
1	Kit with 2 sealed internal liquid collection tanks capacity 9 L



see page 364



CONFIGURE

ART.	W mm	D mm	H mm	KG wheel set	RAL
PERFOM11017	519	555	1409	225	7035+7016
PERFOM11018	519	555	1409	225	7035
PERFOM11019	519	555	1409	225	5012

Made up of:

qty.	description
1	Cabinet with hinged doors
1	Stand
1	Simple-extension drawer H=100 mm
1	Kit with 2 slotted shelves
1	Pair of wheel holder plates
1	Kit with standard rubber wheels Ø 100 mm



LOAD CAPACITY

RAL 7035 + RAL 7016

RAL 1004

RAL 5012

RAL 7035



CONFIGURE

ART.	W mm	D mm	H mm	KG	RAL
PERFOM12001	1023	555	1000	800	7035+7016
FAA1220C00108	1023	555	1000	800	7035
FAA1220C00104	1023	555	1000	800	5012

Made up of:

qty.	description
1	Cabinet with hinged doors
1	Kit with 2 slotted shelves



CONFIGURE

ART.	W mm	D mm	H mm	KG	RAL
PERFOM12004	1023	555	1000	800	7035+7016
PERFOM12005	1023	555	1000	800	7035
PERFOM12006	1023	555	1000	800	5012

Made up of:

qty.	description
1	Cabinet with hinged doors
1	Simple-extension drawer H=100 mm
1	Kit with 2 slotted shelves



CONFIGURE

ART.	W mm	D mm	H mm	KG	RAL
PERFOM12007	1023	555	1000	800	7035+7016
PERFOM12008	1023	555	1000	800	7035
PERFOM12009	1023	555	1000	800	5012

Made up of:

qty.	description
1	Cabinet with hinged doors
3	Simple-extension drawer H=100 mm
1	Slotted shelf



CONFIGURE

ART.	W mm	D mm	H mm	KG	RAL
PERFOM12010	1023	555	1000	800	7035+7016
PERFOM12011	1023	555	1000	800	7035
PERFOM12012	1023	555	1000	800	5012

Made up of:

qty.	description
1	Cabinet with slotted hinged doors
1	Kit with 2 perforated shelves/panels
1	Raceway for power strips
2	Schuko 2-socket power strip
1	Schuko 4-socket power strip
1	Differential magnetic-thermal circuit breaker
1	Wieland Schuko/FR connection cable





CONFIGURE

ART.	W mm	D mm	H mm	KG	RAL	
PERFORM12013	1048	600	1027	800	1004	
PERFORM12014	1048	600	1027	800	7035+7016	
PERFORM12015	1048	600	1027	800	7035	
PERFORM12016	1048	600	1027	800	5012	

Made up of:

qty.	description
1	Cabinet with slotted hinged doors
1	Slotted shelf
1	Sealed external liquid collection tray capacity 59 L



see page 364



CONFIGURE

ART.	W mm	D mm	H mm	KG	RAL	
PERFORM12017	1023	555	1000	800	1004	
PERFORM12018	1023	555	1000	800	7035+7016	
PERFORM12019	1023	555	1000	800	7035	
PERFORM12020	1023	555	1000	800	5012	

Made up of:

qty.	description
1	Cabinet with slotted hinged doors
1	Kit with 2 sealed internal liquid collection tanks capacity 19 L



see page 364



CONFIGURE

ART.	W mm	D mm	H mm	KG	RAL	
PERFORM12025	1048	600	1027	800	6011	

Made up of:

qty.	description
1	Cabinet with slotted hinged doors
1	Slotted shelf
1	Sealed external liquid collection tray capacity 59 L



see page 364



CONFIGURE

ART.	W mm	D mm	H mm	KG	RAL	
PERFORM12021	1023	555	1000	800	3020	
PERFORM12022	1023	555	1000	800	7035+7016	
PERFORM12023	1023	555	1000	800	7035	
PERFORM12024	1023	555	1000	800	5012	

Made up of:

qty.	description
1	Cabinet with slotted hinged doors
1	Kit with 2 slotted shelves



24x27 EH

54x27 EH

64x27 EH

1023 mm 555 mm

908x449



CONFIGURE

ART.	W mm	D mm	H mm	KG	RAL	
<b>PERFOM14001</b>	1023	555	2000	1200	7035+7016	
<b>FAA1420C00108</b>	1023	555	2000	1200	7035	
<b>FAA1420C00104</b>	1023	555	2000	1200	5012	

Made up of:

qty.	description
1	Cabinet with hinged doors
1	Kit with 4 slotted shelves



CONFIGURE

ART.	W mm	D mm	H mm	KG	RAL	
<b>PERFOM14004</b>	1023	555	2000	1200	7035+7016	
<b>PERFOM14005</b>	1023	555	2000	1200	7035	
<b>PERFOM14006</b>	1023	555	2000	1200	5012	

Made up of:

qty.	description
1	Cabinet with hinged doors
3	Simple-extension drawer H=100 mm
1	Kit with 4 slotted shelves



CONFIGURE

ART.	W mm	D mm	H mm	KG	RAL	
<b>PERFOM14007</b>	1023	555	2000	1200	7035+7016	
<b>PERFOM14008</b>	1023	555	2000	1200	7035	
<b>PERFOM14009</b>	1023	555	2000	1200	5012	

Made up of:

qty.	description
1	Polycarbonate slotted hinged door cabinet
1	Kit with 4 slotted shelves



CONFIGURE

ART.	W mm	D mm	H mm	KG	RAL
PERFOM14019	1023	555	2000	1200	7035+7016
PERFOM14020	1023	555	2000	1200	7035
PERFOM14021	1023	555	2000	1200	5012

Made up of:

qty.	description
1	Cabinet with slotted hinged doors
1	Sealed inner liquid collection tray with 19 l capacity
1	Kit with slotted shelf with 2 dividers and 6 tanks with ball valve
1	Kit with 2 slotted shelves



CONFIGURE

ART.	W mm	D mm	H mm	KG	RAL
PERFOM14022	1048	600	2027	1200	7035+7016
PERFOM14023	1048	600	2027	1200	7035
PERFOM14024	1048	600	2027	1200	5012

Made up of:

qty.	description
1	Cabinet with slotted hinged doors
1	Sealed inner liquid collection tray with 19 l capacity
3	Kit with slotted shelf with 2 dividers and 6 tanks with ball valve
1	Slotted shelf
1	Sealed external liquid collection tray capacity 59 L







24x27 EH

54x27 EH

64x27 EH

1023 mm 555 mm

908x449



CONFIGURE

ART.	W mm	D mm	H mm	KG	RAL	
<b>PERFOM14056</b>	1048	600	2027	1200	6011	

Made up of:

qty.	description
1	Cabinet with slotted hinged doors
1	Kit with 3 slotted shelves
1	Sealed external liquid collection tray capacity 59 L



see page 364



CONFIGURE

ART.	W mm	D mm	H mm	KG	RAL	
<b>PERFOM14057</b>	1023	555	2000	1200	6011	

Made up of:

qty.	description
1	Cabinet with slotted hinged doors
2	Kit with 2 sealed internal liquid collection tanks capacity 19 L



see page 364



CONFIGURE

ART.	W mm	D mm	H mm	KG	RAL	
<b>PERFOM14058</b>	1023	555	2000	1200	7035	

Made up of:

qty.	description
1	Polycarbonate slotted hinged door cabinet
2	Kit with 2 sealed internal liquid collection tanks capacity 19 L



see page 364



24x27 EH

54x27 EH

64x27 EH

1023 mm 555 mm

908x449



CONFIGURE

ART.	W mm	D mm	H mm	KG	RAL	
PERFOM14025	1048	600	2027	1200	1004	
PERFOM14026	1048	600	2027	1200	7035+7016	
PERFOM14027	1048	600	2027	1200	7035	
PERFOM14028	1048	600	2027	1200	5012	

Made up of:

qty.	description
1	Cabinet with slotted hinged doors
1	Kit with 3 slotted shelves
1	Sealed external liquid collection tray capacity 59 L



see page 364



CONFIGURE

ART.	W mm	D mm	H mm	KG	RAL	
PERFOM14029	1023	555	2000	1200	1004	
PERFOM14030	1023	555	2000	1200	7035+7016	
PERFOM14031	1023	555	2000	1200	7035	
PERFOM14032	1023	555	2000	1200	5012	

Made up of:

qty.	description
1	Cabinet with slotted hinged doors
2	Kit with 2 sealed internal liquid collection tanks capacity 19 L



see page 364



CONFIGURE

ART.	W mm	D mm	H mm	RAL	
PERFOM14033	1023	555	2000	3020	

Made up of:

qty.	description
1	Cabinet with safe-crash slotted hinged doors
1	Kit with 3 slotted shelves
1	Perforated shelf-panel
1	Partition
1	Kit with hanging rail





CONFIGURE 



ART.	W mm	D mm	H mm		RAL
PERFOM14034	1023	555	2000	1200	7035+7016
PERFOM14035	1023	555	2000	1200	7035
PERFOM14036	1023	555	2000	1200	5012

Made up of:

qty.	description	qty.	description
1	Cabinet with slotted hinged doors	1	Differential magnetic-thermal circuit breaker
2	Kit with 2 perforated shelves/panels	1	Wieland connection cable with in/out plugs
2	Raceway for power strips	2	Wieland Schuko/FR connection cable
1	Grille for fans	1	Roll holder kit with roll Ø=240 mm
2	230 V fan without grille with Schuko plug	1	Unipok tool hook - 30-piece pack
4	Schuko 2-socket power strip	2	Large reversible shelf
3	Schuko 4-socket power strip		



CONFIGURE

ART.	W mm	D mm	H mm	KG	RAL
PERFOM14037	1023	555	2000	1200	7035+7016
PERFOM14038	1023	555	2000	1200	7035
PERFOM14039	1023	555	2000	1200	5012

Made up of:

qty.	description
1	Polycarbonate slotted hinged door cabinet
2	Kit with 2 perforated shelves/panels
3	Raceway for power strips
6	Schuko 2-socket power strip
3	Schuko 4-socket power strip
1	Differential magnetic-thermal circuit breaker
2	Wieland connection cable with in/out plugs
1	Wieland Schuko/FR connection cable



CONFIGURE

ART.	W mm	D mm	H mm	KG	RAL
PERFOM14040	1023	555	2000	1200	7035+7016
PERFOM14041	1023	555	2000	1200	7035
PERFOM14042	1023	555	2000	1200	5012

Made up of:

qty.	description
1	Cabinet with slotted hinged doors
2	Kit with 2 perforated shelves/panels
2	Raceway for power strips
2	Bar mount for Picking Box bins size 1/2
2	Kit of 3 Picking Box Air bins size 2
4	Schuko 2-socket power strip
2	Schuko 4-socket power strip
1	Differential magnetic-thermal circuit breaker
1	Wieland connection cable with in/out plugs
1	Wieland Schuko/FR connection cable
1	Roll holder kit with roll Ø=240 mm
2	Unipok tool hook - 30-piece pack
2	Large reversible shelf



CONFIGURE

ART.	W mm	D mm	H mm	KG	RAL
PERFOM14043	1023	555	2000	1200	7035+7016
PERFOM14044	1023	555	2000	1200	7035
PERFOM14045	1023	555	2000	1200	5012

Made up of:

qty.	description
1	Cabinet with slotted hinged doors
2	Kit with 2 perforated shelves/panels
2	Raceway for power strips
2	Schuko 2-socket power strip
2	Schuko 4-socket power strip
1	Wieland connection cable with in/out plugs
1	Wieland Schuko/FR connection cable





CONFIGURE



ART.	W mm	D mm	H mm	KG	RAL
PERFOM14049	1023	555	2000	1200	7035+7016
PERFOM14050	1023	555	2000	1200	7035
PERFOM14051	1023	555	2000	1200	5012

Made up of:

qty.	description
1	Cabinet with hinged doors
3	Simple-extension drawer H=100 mm
2	Kit with 2 perforated shelves/panels
4	Bar mount for Picking Box bins size 1/2
4	Kit of 3 Picking Box Air bins size 2
4	Unipok tool hook - 30-piece pack



24x27 EH

54x27 EH

64x27 EH

1023 mm 555 mm

908x449



CONFIGURE

ART.	W mm	D mm	H mm	KG	RAL	
PERFOM14052	1023	555	2000	1200	7035+7016	
PERFOM14053	1023	555	2000	1200	7035	
PERFOM14054	1023	555	2000	1200	5012	

Made up of:

qty.	description
1	Cabinet with hinged doors
3	Simple-extension drawer H=100 mm
4	Telescopic-extension drawer H=150 mm
1	Kit with 2 slotted shelves



CONFIGURE

ART.	W mm	D mm	H mm	KG	RAL	
PERFOM14046	1023	555	2000	1200	7035+7016	
PERFOM14047	1023	555	2000	1200	7035	
PERFOM14048	1023	555	2000	1200	5012	

Made up of:

qty.	description
1	Cabinet with hinged doors
3	Simple-extension drawer H=100 mm
2	Pair of perforated panels for hinged doors
2	Kit with 2 perforated shelves/panels
14	Bar mount for Picking Box bins size 1/2
10	Kit of 4 Picking Box Air bins size 1
4	Kit of 3 Picking Box Air bins size 2
1	Roll holder kit with roll Ø=240 mm
4	Unipok tool hook - 30-piece pack
2	Large reversible shelf



CONFIGURE

ART.	W mm	D mm	H mm	KG	RAL	
PERFOM14010	1023	555	2000	1200	7035+7016	
PERFOM14011	1023	555	2000	1200	7035	
PERFOM14012	1023	555	2000	1200	5012	

Made up of:

qty.	description
1	Cabinet with slotted hinged doors
1	Kit with 3 slotted shelves
1	Perforated shelf-panel
1	Partition
1	Kit with hanging rail



LOAD CAPACITY

RAL 7035 + RAL 7016

RAL 5012

RAL 7035



CONFIGURE 

### HINGED DOOR CABINET 24X27 EH

ART.	W mm	D mm	H mm	 KG	RAL	
FAA1120C000PD	512	555	1000	800	7035+7016	
FAA1120C00008	512	555	1000	800	7035	
FAA1120C00004	512	555	1000	800	5012	



CONFIGURE 

### HINGED DOOR CABINET 54X27 EH

ART.	W mm	D mm	H mm	 KG	RAL	
FAA1220C000PD	1023	555	1000	800	7035+7016	
FAA1220C00008	1023	555	1000	800	7035	
FAA1220C00004	1023	555	1000	800	5012	



CONFIGURE 

### HINGED DOOR CABINET 64X27 EH

ART.	W mm	D mm	H mm	 KG	RAL	
FAA1520C000PD	1193	555	1000	800	7035+7016	
FAA1520C00008	1193	555	1000	800	7035	
FAA1520C00004	1193	555	1000	800	5012	

# PERFOM

## COMPONENTS



HINGED DOOR CABINET 64X27 EH

ART.	W mm	D mm	H mm	KG	RAL	
FAA1720C000PD	1193	555	2000	1200	7035+7016	
FAA1720C00008	1193	555	2000	1200	7035	
FAA1720C00004	1193	555	2000	1200	5012	

CONFIGURE



HINGED DOOR CABINET 54X27 EH

ART.	W mm	D mm	H mm	KG	RAL	
FAA1420C000PD	1023	555	2000	1200	7035+7016	
FAA1420C00008	1023	555	2000	1200	7035	
FAA1420C00004	1023	555	2000	1200	5012	

CONFIGURE



LOAD CAPACITY



RAL 7035 + RAL 7016



RAL 5012



RAL 7035



# PERFORM

## COMPONENTS



CONFIGURE 

### SLOTTED HINGED DOOR CABINET 24X27 EH

ART.	W mm	D mm	H mm	KG	RAL	
FAA1130C000PD	512	555	1000	800	7035+7016	
FAA1130C00008	512	555	1000	800	7035	
FAA1130C00004	512	555	1000	800	5012	
FAA1130C00030	512	555	1000	800	1004	



CONFIGURE 

### SLOTTED HINGED DOOR CABINET 54X27 EH

ART.	W mm	D mm	H mm	KG	RAL	
FAA1230C000PD	1023	555	1000	800	7035+7016	
FAA1230C00008	1023	555	1000	800	7035	
FAA1230C00004	1023	555	1000	800	5012	
FAA1230C00030	1023	555	1000	800	1004	
FAA1230C0002Y	1023	555	1000	800	3020	
FAA1230C00002	1023	555	1000	800	6011	



CONFIGURE 

### SLOTTED HINGED DOOR CABINET 54X27 EH

ART.	W mm	D mm	H mm	KG	RAL	
FAA1430C000PD	1023	555	2000	1200	7035+7016	
FAA1430C00008	1023	555	2000	1200	7035	
FAA1430C00004	1023	555	2000	1200	5012	
FAA1430C00030	1023	555	2000	1200	1004	
FAA1430C00002	1023	555	2000	1200	6011	




# PERFOM

## COMPONENTS



CONFIGURE 


### POLYCARBONATE SLOTTED HINGED DOOR CABINET 54X27 EH

ART.	W mm	D mm	H mm	 KG	RAL	
FAA1440C000PD	1023	555	2000	1200	7035+7016	
FAA1440C00008	1023	555	2000	1200	7035	
FAA1440C00004	1023	555	2000	1200	5012	



CONFIGURE 

### CABINET WITH SAFE-CRASH SLOTTED HINGED DOORS 54X27 EH

ART.	W mm	D mm	H mm	 KG	RAL	
FAA1440C05C2Y	1023	555	2000	1200	3020	



 LOAD CAPACITY  
  RAL 7035 + RAL 7016  
  RAL 1004  
  RAL 3020  
  RAL 5012  
  RAL 6011  
  RAL 7035



### 3-EDGE TOP SHELF COATED WITH PVC

ART.	W mm	D mm	H mm	colour
FAC9911290007	514	558	31	Black
FAC9912290007	1024	558	31	Black
FAC9915290007	1194	558	31	Black



### RUBBER LINED STEEL TOP

ART.	W mm	D mm	H mm	colour
FAC9911360007	512	555	32	Black
FAC9912360007	1023	555	32	Black
FAC9915360007	1193	555	32	Black



### SLOTTED SHELF D=500 mm

ART.	W mm	D mm	H mm	KG	Finish
FAC9911010099	484	500	35	120	Galvanised
FAC9912010099	995	500	35	120	Galvanised
FAC9915010099	1165	500	35	120	Galvanised

### KIT WITH SLOTTED SHELVES D=500 mm

ART.	W mm	D mm	H mm	no. of shelves	KG	Finish
FAC9911020099	484	500	35	2	120	Galvanised
FAC9911030099	484	500	35	3	120	Galvanised
FAC9912020099	995	500	35	2	120	Galvanised
FAC9912030099	995	500	35	3	120	Galvanised
FAC9912040099	995	500	35	4	120	Galvanised
FAC9915020099	1165	500	35	2	120	Galvanised
FAC9915030099	1165	500	35	3	120	Galvanised



### KIT WITH SLOTTED SHELVES D=345 mm

ART.	W mm	D mm	H mm	no. of shelves	KG	Finish
FAC9912050099	995	345	35	2	100	Galvanised
FAC9912060099	995	345	35	3	100	Galvanised



### PAIR OF PERFORATED PANELS FOR HINGED DOORS

It is possible to apply up to one pair of panels per door

ART.	W mm	D mm	H mm	Hole dim. mm	Pitch mm	RAL
FAC9912250039	381	20	824	10x10	38	7016



# PERFORM

## COMPONENTS



### KIT OF 4 PICKING BOX AIR BINS SIZE 1

ART.	overall dimensions			colour	
	W mm	D mm	H mm		
FBLIT0600LQ	108	173	76	■	
FBLIT060039	108	173	76	■	
FBLIT060032	108	173	76	■	
FBLIT06001Z	108	173	76	■	
FBLIT06002Y	108	173	76	■	
FBLIT06004Q	108	173	76	■	



### KIT OF 3 PICKING BOX AIR BINS SIZE 2

ART.	overall dimensions			colour	
	W mm	D mm	H mm		
FBLIT0610LQ	160	234	127	■	
FBLIT061039	160	234	127	■	
FBLIT061032	160	234	127	■	
FBLIT06101Z	160	234	127	■	
FBLIT06102Y	160	234	127	■	
FBLIT06104Q	160	234	127	■	



### BAR MOUNT FOR PICKING BOX BINS SIZE 1/2

ART.	W mm	D mm	H mm	Finish	
FBLIT020099	445	14	89	Galvanised	



Example of application of the 4 container kit size 1 on coupling bar



Example of application of the 3 container kit size 2 on coupling bar

## PERFORATED SHELF-PANEL

### PERFORATED SHELF-PANEL

ART.	W mm	D mm	H mm	KG	Hole dim. mm	Pitch mm	RAL	
FAC9912070039	995	500	30	120-50	10x10	38	7016	
FAC9912070008	995	500	30	120-50	10x10	38	7035	
FAC9912070004	995	500	30	120-50	10x10	38	5012	

### KIT WITH PERFORATED SHELVES-PANELS


ART.	W mm	D mm	H mm	no. of shelves	KG	Hole dim. mm	Pitch mm	RAL	
FAC9912080008	995	500	30	2	120-50	10x10	38	7035	
FAC9912080004	995	500	30	2	120-50	10x10	38	5012	
FAC9912080039	995	500	30	2	120-50	10x10	38	7016	

Applicable in 3 different positions:

Vertical perforated panel



Horizontal shelf



4-edge perforated shelf



LOAD CAPACITY



RAL 5012



RAL 7016



RAL 7035



GALVANISED



### SIMPLE-EXTENSION DRAWERS 24X27 EH

ART.	useful dimensions			KG		drawer front h mm	RAL	
	W mm	D mm	H mm					
FAC9911180008	398	449	85	50	88%	100	7035	
FAC9911180004	398	449	85	50	88%	100	5012	
FAC9911180039	398	449	85	50	88%	100	7016	



### SIMPLE-EXTENSION DRAWERS 54X27 EH

ART.	useful dimensions			KG		drawer front h mm	RAL	
	W mm	D mm	H mm					
FAC9912180008	908	449	85	50	88%	100	7035	
FAC9912180004	908	449	85	50	88%	100	5012	
FAC9912180039	908	449	85	50	88%	100	7016	



### TELESCOPIC-EXTENSION DRAWERS 54X27 EH

ART.	useful dimensions			KG		drawer front h mm	RAL	
	W mm	D mm	H mm					
FAC9912190008	908	449	85	100	100%	100	7035	
FAC9912190004	908	449	85	100	100%	100	5012	
FAC9912190039	908	449	85	100	100%	100	7016	
FAC9912210008	908	449	135	100	100%	150	7035	
FAC9912210004	908	449	135	100	100%	150	5012	
FAC9912210039	908	449	135	100	100%	150	7016	



### TELESCOPIC-EXTENSION DRAWERS 64X27 EH

ART.	useful dimensions			KG		drawer front h mm	RAL	
	W mm	D mm	H mm					
FAC9915190008	1078	449	85	100	100%	100	7035	
FAC9915190004	1078	449	85	100	100%	100	5012	
FAC9915190039	1078	449	85	100	100%	100	7016	

# PERFORM

## COMPONENTS



### PLINTH FOR PALLET TRUCK COMPLETE WITH CLOSING ELEMENT

ART.	W mm	D mm	H mm	KG	RAL	
FAC9912170039	1018	550	100	1200	7016	
FAC9915170039	1188	550	100	1200	7016	



### SEALED EXTERNAL LIQUID COLLECTION TRAY CAPACITY 59 L

ART.	W mm	D mm	H mm	KG	L	RAL	
FAC9912130039	1048	600	167	1200	59	7016	



see page 364



### SEALED INNER LIQUID COLLECTION TRAYS

ART.	W mm	D mm	H mm	KG	L	Finish	
FAC9911090099	484	500	42	50	9	Galvanised	
FAC9912090099	995	500	42	50	19	Galvanised	

### KIT WITH SEALED INTERNAL LIQUID COLLECTION TRAYS

ART.	W mm	D mm	H mm	KG	L	No. of trays	Finish	
FAC9911100099	484	500	42	50	9	2	Galvanised	
FAC9912100099	995	500	42	50	19	2	Galvanised	



### KIT WITH SLOTTED SHELF WITH 2 DIVIDERS AND 6 TANKS WITH BALL VALVE

ART.	W mm	D mm	H mm	No. of tanks	L tanks	Shelf finish	
FAC9912280099	995	495	315	6	10	Galvanised	



LOAD CAPACITY



CAPACITY



EXTRACTION



RAL 5012



RAL 7016



RAL 7035



GALVANISED

# PERFOM

## COMPONENTS



### RACEWAY FOR POWER STRIPS

ART.	W mm	D mm	H mm	RAL	
FAC9912220039	1008	64	140	7016	



### POWER STRIP ARRANGEMENT FOR RACEWAY



- 1
- 2
- 3
- 3
- 4

- 1 magnetic-thermal circuit breaker
- 2 4-socket power strip
- 3 2-socket power strip
- 4 USB charging port



Raceway applied on the **top part** of the **perforated shelf-panel**



Raceway applied on the **bottom part** of the **perforated shelf-panel**



Raceway which can be **combined** with the **perforated shelf-panel** in the vertical position



### SIDE SUPPORT FOR POWER STRIP

ART.	W mm	D mm	H mm	RAL	
FAC9912240039	10	463	77	7016	

### POWER STRIP ARRANGEMENT FOR LATERAL SUPPORT



4-socket power strip



Application example with:  
 1 support art. FAC9912240039  
 1 power strip art. FBLET005007  
 1 connection cable art. FBLET016007

# PERFOM

## COMPONENTS



### GRILLE FOR FANS

ART.	W mm	D mm	H mm	RAL	
FAC9912230039	994	123	136	7016	

Application example with:  
 1 grille art. FAC9912230039  
 2 fans art. FAS32200100  
 1 power strip art. FBLET005007  
 1 connection cable art. FBLET016007



Grille applied on the **top part** of the cabinet **without** the aid of the **perforated shelf-panel**



Grille applied on the **top part** of the cabinet **with** the aid of the **perforated shelf-panel**



Grille applied on the **bottom part** of the cabinet **with** the aid of the **perforated shelf-panel**



### 230 V FAN WITHOUT GRILLE WITH SCHUKO PLUG

ART.	W mm	D mm	H mm	colour	
FAS32200100	125	44	125	Black	

## IRONTEAM

see page 196



FBLET012007



FBLET004007



FBLET005007



FBLET016007



FBLET014007



FBLET020007



FBL99400008

### LAMP APPLIED UNDER THE PERFORATED SHELF-PANEL





## COMPONENTS



1. Stand
2. Simple-extension drawer H=100 mm
3. Pair of wheel holder plates
4. Kit with standard rubber wheels Ø 100 mm



### STAND

ART.	W mm	D mm	H mm	RAL	
FAC9911340004	516	564	316	5012	
FAC9911340008	516	564	316	7035	
FAC9911340039	516	564	316	7016	



### SIMPLE-EXTENSION DRAWERS 24X27 EH

ART.	useful dimensions			KG	🛑	drawer front h mm	RAL	
	W mm	D mm	H mm					
FAC9911180008	398	449	85	50	88%	100	7035	
FAC9911180004	398	449	85	50	88%	100	5012	
FAC9911180039	398	449	85	50	88%	100	7016	



### FRONT CLOSING WALL FOR STAND

ART.	W mm	D mm	H mm	RAL	
FAC9911350004	454	60	101	5012	
FAC9911350008	454	60	101	7035	
FAC9911350039	454	60	101	7016	



### PAIR OF WHEEL HOLDER PLATES

ART.	W mm	D mm	H mm	
FAC9911330099	114	550	13	



### KIT WITH WHEELS

ART.	Ø mm	KG wheel set	H mm	material	🛑	🛑	
FKRD1002107	100	225	128	Standard rubber	2	2	
FKRB1252107	125	300	155	Standard rubber	2	2	
FKRU1252101	125	300	155	Non-marking synthetic rubber	2	2	
FKRS1252101	125	750	155	Elastic rubber	2	2	



SWIVEL WHEEL WITH BRAKE

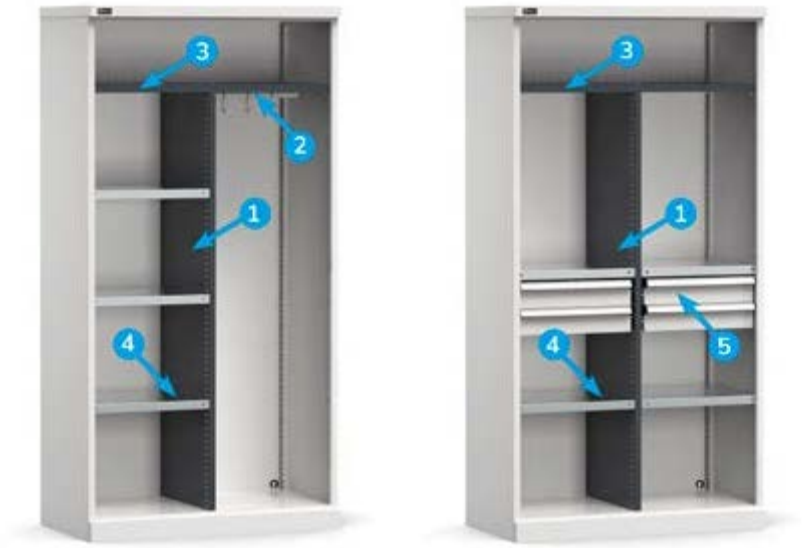


FIXED WHEEL

# PERFORM

## COMPONENTS

1. Partition
2. Kit with hanging rail
3. Perforated shelf-panel
4. Slotted shelf
5. Simple-extension drawer H=100 mm



### PARTITION

ART.	W mm	D mm	H mm	Pitch mm	RAL	
FAC9912260039	44	500	1616	25	7016	

### KIT WITH HANGING RAIL

ART.	W mm	D mm	H mm	KG	Finish	
FAC9912270099	458	23	56	15	Galvanised	

### PERFORATED SHELF-PANEL

ART.	W mm	D mm	H mm	KG	RAL	
FAC9912070039	995	500	30	120-50	7016	

### SLOTTED SHELF D=500 mm

ART.	W mm	D mm	H mm	KG	Finish	
FAC9911010099	484	500	35	120	Galvanised	

### KIT WITH SLOTTED SHELVES D=500 mm

ART.	W mm	D mm	H mm	no. of shelves	KG	Finish	
FAC9911020099	484	500	35	2	120	Galvanised	
FAC9911030099	484	500	35	3	120	Galvanised	

### SIMPLE-EXTENSION DRAWERS 24X27 EH

ART.	useful dimensions			KG	EXTRACTION	drawer front h mm	RAL	
	W mm	D mm	H mm					
FAC9911180008	398	449	85	50	88%	100	7035	
FAC9911180004	398	449	85	50	88%	100	5012	
FAC9911180039	398	449	85	50	88%	100	7016	



24x27 EH  
512 mm 555 mm

54x27 EH

64x27 EH

398x449



W 512 mm



ART.	Suitable for drawer H mm	components	
FFH00500100	100	2 x Transversal divider W=202 mm 1 x Longitudinal slotted divider W=457 mm	



ART.	Suitable for drawer H mm	components	
FFH00500800	100/125	3 x 150x75 mm Divider box 6 x 150x150 mm Divider box	



ART.	Suitable for drawer H mm	components	
FFH00500900	100/125	15 x 150x75 mm Divider box	

W 1023 mm




24x27 EH  
1023 mm 555 mm


54x27 EH

64x27 EH

908x449



ART.	Suitable for drawer H mm	components	
FFH02000100	100	4 x Longitudinal slotted divider W=457 mm 4 x Transversal divider W=151 mm	



ART.	Suitable for drawer H mm	components	
FFH02000200	100	5 x Longitudinal slotted divider W=457 mm 10 x Transversal divider W=151 mm	




ART.	Suitable for drawer H mm	components	
FFH02000600	100/125	12 x 150x75 mm Divider box 12 x 150x150 mm Divider box	



## DIVIDING MATERIAL


W 1193 mm



ART.	Suitable for drawer H mm	components	
FFH02500300	100	3 x Longitudinal slotted divider W=457 mm 1 x Longitudinal slotted divider W=610 mm 3 x Transversal divider W=151 mm 2 x Transversal divider W=168 mm 2 x Transversal divider W=304 mm	



ART.	Suitable for drawer H mm	components	
FFH02500400	100	3 x Longitudinal slotted divider W=457 mm 1 x Transversal divider W=168 mm 3 x Transversal divider W=304 mm	



ART.	Suitable for drawer H mm	components	
FFH02500600	100	10 x 150x75 mm Divider box 10 x 150x150 mm Divider box 2 x Longitudinal slotted divider W=457 mm 2 x Transversal divider W=134 mm 2 x Transversal divider W=202 mm	