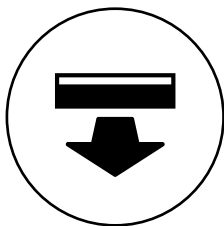


NC

TOOL SYSTEM PRO SERIES



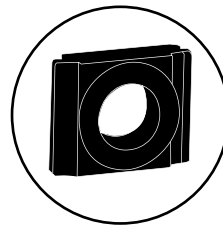
NC solutions feature special bushings and frames for safely and tidily organising mandrels and other tools typically used in numerical control machinery. The **ABS bushings** are resistant to impacts, can be easily cleaned and are available in different sizes based on the type of instrument to be contained. They are positioned on **horizontal or inclined frames** which can be installed directly on a workbench support, on a trolley or inserted into cabinets inside drawers or to replace shelves.



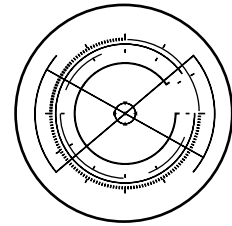
FULL-EXTENSION
DRAWERS



CABINET LOAD
CAPACITY 1200 KG



WIDE RANGE OF
TOOL HOLDERS



CONFIGURABLE

TOOL SYSTEM



[CONFIGURE](#)



[CONFIGURE](#)

| ART. | W mm | D mm | H mm | KG | No. of pairs of frames for cabinet | No. of pairs of frames for drawer | No. of drawers | No. of tool holders | type of tool holders | RAL |
|------------|------|------|------|------|------------------------------------|-----------------------------------|----------------|---------------------|----------------------|------|
| PERFOMNC01 | 1023 | 555 | 2000 | 1200 | 2 | - | - | 84 | ISO 40 | 7035 |
| PERFOMNC02 | 1023 | 555 | 2000 | 1200 | 2 | - | - | 84 | ISO 40 | 5012 |
| PERFOMNC03 | 1023 | 555 | 2000 | 1200 | 2 | - | - | 50 | ISO 50 | 7035 |
| PERFOMNC04 | 1023 | 555 | 2000 | 1200 | 2 | - | - | 50 | ISO 50 | 5012 |
| PERFOMNC05 | 1023 | 555 | 2000 | 1200 | 2 | - | - | 60 | HSKA63-B80 | 7035 |
| PERFOMNC06 | 1023 | 555 | 2000 | 1200 | 2 | - | - | 60 | HSKA63-B80 | 5012 |
| PERFOMNC07 | 1023 | 555 | 2000 | 1200 | 1 | 1 | 2 | 84 | ISO 40 | 7035 |
| PERFOMNC08 | 1023 | 555 | 2000 | 1200 | 1 | 1 | 2 | 84 | ISO 40 | 5012 |
| PERFOMNC09 | 1023 | 555 | 2000 | 1200 | 1 | 1 | 2 | 50 | ISO 50 | 7035 |
| PERFOMNC10 | 1023 | 555 | 2000 | 1200 | 1 | 1 | 2 | 50 | ISO 50 | 5012 |
| PERFOMNC11 | 1023 | 555 | 2000 | 1200 | 1 | 1 | 2 | 60 | HSKA63-B80 | 7035 |
| PERFOMNC12 | 1023 | 555 | 2000 | 1200 | 1 | 1 | 2 | 60 | HSKA63-B80 | 5012 |



[CONFIGURE](#)

| ART. | W mm | D mm | H mm | KG without wheels | KG wheel set | No. of frames | No. of tool holders | type of tool holders | RAL |
|-----------|------|------|------|-------------------|--------------|---------------|---------------------|----------------------|-----------|
| COMBINC01 | 1064 | 512 | 892 | 500 | 825 | 3 | 35 | ISO 40 | 7035+7000 |
| COMBINC02 | 1064 | 512 | 892 | 500 | 825 | 3 | 35 | ISO 40 | 5012+7000 |
| COMBINC03 | 1064 | 512 | 892 | 500 | 825 | 3 | 25 | ISO 50 | 7035+7000 |
| COMBINC04 | 1064 | 512 | 892 | 500 | 825 | 3 | 25 | ISO 50 | 5012+7000 |
| COMBINC05 | 1064 | 512 | 892 | 500 | 825 | 3 | 25 | HSKA63-B80 | 7035+7000 |
| COMBINC06 | 1064 | 512 | 892 | 500 | 825 | 3 | 25 | HSKA63-B80 | 5012+7000 |



LOAD CAPACITY



RAL 7035+RAL 7000



RAL 5012+RAL 7000



RAL 5012








RAL 7035



WORKTOP TOOL-HOLDER FRAME

| ART. | W mm | D mm | H mm | RAL |
|-------------|------|------|------|------|
| FNC20100008 | 565 | 450 | 351 | 7035 |
| FNC20100004 | 565 | 450 | 351 | 5012 |

TOOL HOLDER

| ART. | type | Multiple of order | max. qty. | | | | |
|-------------|---------------|-------------------|---|---|--|---|---|
| | | |  |  |  |  |  |
| FNC95100003 | ISO 30 | 7 | 7 | 21 | 42 | 35 | 21 |
| FNC95300003 | ISO 40 | 7 | 7 | 21 | 42 | 35 | 21 |
| FNC95400003 | ISO 45 | 6 | 6 | 18 | 30 | 30 | 18 |
| FNC95500003 | ISO 50 | 5 | 5 | 15 | 25 | 20 | 15 |
| FNC95600003 | VDI 30 | 7 | 7 | 21 | 42 | 35 | 21 |
| FNC95700003 | VDI 40 | 5 | 5 | 15 | 30 | 30 | 15 |
| FNC95800003 | VDI 50 | 5 | 5 | 15 | 30 | 30 | 15 |
| FNC95900003 | VDI 60 | 5 | 5 | 15 | 25 | 20 | 15 |
| FNC97200003 | MORSE TAPER 2 | 7 | 7 | 21 | 42 | 35 | 21 |
| FNC97300003 | MORSE TAPER 3 | 7 | 7 | 21 | 42 | 35 | 21 |
| FNC97400003 | MORSE TAPER 4 | 7 | 7 | 21 | 42 | 35 | 21 |
| FNC97500003 | MORSE TAPER 5 | 5 | 5 | 15 | 30 | 30 | 15 |
| FNC92700003 | CAPTO C3 | 7 | 7 | 21 | 42 | 35 | 21 |
| FNC92750003 | CAPTO C4 | 5 | 5 | 15 | 30 | 30 | 15 |
| FNC92800003 | CAPTO C5 | 5 | 5 | 15 | 30 | 30 | 15 |
| FNC92850003 | CAPTO C6 | 5 | 5 | 15 | 30 | 30 | 15 |
| FNC92900003 | CAPTO C8 | 5 | 5 | 15 | 20 | 20 | 15 |
| FNC92100003 | HSKA32-B40 | 7 | 7 | 21 | 42 | 35 | 21 |
| FNC92200003 | HSKA40-B50 | 7 | 7 | 21 | 42 | 35 | 21 |
| FNC92300003 | HSKA50-B63 | 5 | 5 | 15 | 30 | 30 | 15 |
| FNC92400003 | HSKA63-B80 | 5 | 5 | 15 | 30 | 30 | 15 |
| FNC92500003 | HSKA80-B100 | 5 | 5 | 15 | 20 | 20 | 15 |
| FNC92600003 | HSK A100-B125 | 5 | 5 | 15 | 20 | 20 | 15 |
| FNC96400003 | 2" | 6 | 6 | 18 | 30 | 30 | 18 |
| FNC96500003 | 2" 1/4 | 5 | 5 | 15 | 25 | 20 | 15 |

COMPONENTS



HINGED DOOR CABINET 54X27 EH

| ART. | W mm | D mm | H mm | KG | RAL |
|---------------|------|------|------|------|-----------|
| FAA1420C000PD | 1023 | 555 | 2000 | 1200 | 7035+7016 |
| FAA1420C00008 | 1023 | 555 | 2000 | 1200 | 7035 |
| FAA1420C00004 | 1023 | 555 | 2000 | 1200 | 5012 |



TELESCOPIC-EXTENSION DRAWERS 54X27 EH

| ART. | useful dimensions | | | KG | EXTRACTION | drawer front h mm | RAL |
|---------------|-------------------|------|------|-----|------------|-------------------|------|
| | W mm | D mm | H mm | | | | |
| FAC9912190008 | 908 | 449 | 85 | 100 | 100% | 100 | 7035 |
| FAC9912190004 | 908 | 449 | 85 | 100 | 100% | 100 | 5012 |
| FAC9912190039 | 908 | 449 | 85 | 100 | 100% | 100 | 7016 |
| FAC9912210008 | 908 | 449 | 135 | 100 | 100% | 150 | 7035 |
| FAC9912210004 | 908 | 449 | 135 | 100 | 100% | 150 | 5012 |
| FAC9912210039 | 908 | 449 | 135 | 100 | 100% | 150 | 7016 |



TOOL-HOLDER FRAME WITH 3 ROWS FOR DRAWERS COMPLETE WITH SUPPORTS - 2-PC PACK

Tool holders excluded




| ART. | W mm | D mm | H mm | RAL |
|-------------|------|------|---------|------|
| FNC5140S101 | 894 | 446 | 142/180 | 7000 |



WORKTOP TOOL-HOLDER FRAME WITH 3 ROWS FOR CABINET - 2-PIECE PACK

| ART. | W mm | D mm | H mm | KG | RAL |
|-------------|------|------|------|-----|------|
| FNC5160S101 | 965 | 444 | 68 | 150 | 7000 |



-  SWIVEL WHEEL
-  SWIVEL WHEEL WITH BRAKE
-  FIXED WHEEL

WHEELED TOOL-HOLDER TROLLEY

| ART. | W mm | D mm | H mm | KG | Wheels | | | | | RAL | |
|-------------|------|------|------|-----|----------------|------|----------|-----|------------|-----|------------|
| | | | | | without wheels | Ø mm | material | KG | EXTRACTION | | EXTRACTION |
| FCNF1001056 | 1064 | 512 | 892 | 500 | | 125 | Nylon | 825 | 2 | 2 | 7035+7000 |
| FCNF1001051 | 1064 | 512 | 892 | 500 | | 125 | Nylon | 825 | 2 | 2 | 5012+7000 |

 LOAD CAPACITY
  EXTRACTION
  RAL 7035 + RAL 7016
  RAL 7035 + RAL 7000
  RAL 5012 + RAL 7000
  RAL 5012
  RAL 7000
  RAL 7016
  RAL 7035