

MASTER CS

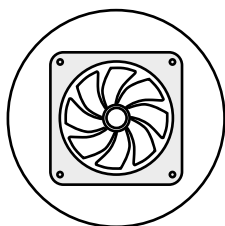
PC WORKSTATION
PRO+ SERIES

STANDARD CS

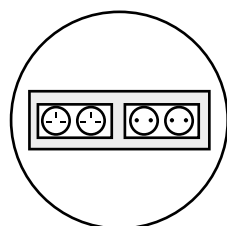
PC WORKSTATION
PRO SERIES



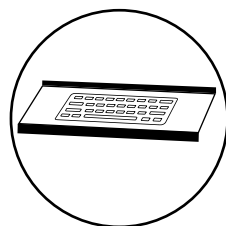
The PC cabinets of the Master CS and Standard CS series are used as **workstations** in departments, production areas and warehouses. The sturdy metal structure, in fact, protects the **computer and hardware** from dirt and possible impacts and is equipped with holes for network cables, for the electric cable and has an air inlet hole with dust filter. **Standard CS** is a **single-piece** solution with screen compartment, drawer and lower compartment with hinged doors and shelves. **Master CS**, on the other hand, is **modular** and has a lower cabinet with hinged doors with drawer and shelves, while the upper part can be left free or set up with a cabinet with a polycarbonate door.



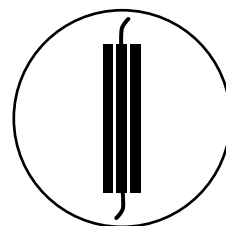
FORCED VENTILATION



**ELECTRICAL SYSTEM
WITH DE CH GB FR
SOCKETS**



**PULL-OUT SHELF FOR
KEYBOARD**



CABLE TRAY

COMPUTER CABINETS

MASTER CS

1. Door with safety lock and polycarbonate glass.
Useful dimensions: 655x215x465 mm H
2. Possibility of inserting screens up to 21".
Internal dimensions of the top compartment: 710x215x530 mm H
3. Pull-out drawer with keyboard shelf and 2 locking positions; when open, rear space for objects.
Useful dimensions: 655x465 mm H
4. Compartment with the possibility of inserting pull-out shelves and height-adjustable shelves, to house hardware systems and printers.
Usable insertion width: 663 mm. Usable height: 754 mm
5. Hole for network cables and cable outlet hole for electrical system
6. Air inlet hole with dust filter
7. Electrical system with 4 Schuko sockets
8. 4-lane cable trays
9. Cooling fan with dust filter
10. Retractable shelf.
Dimensions: 602x449 mm
11. Adjustable shelf.
Dimensions 663x560x52 mm H



Cabinet purchasable without the top module.
Excellent for solutions with laptops and touch screens.



STANDARD CS

12. Door with safety lock and polycarbonate glass.
Useful dimensions: 661x525 mm H
13. Possibility of inserting screens up to 21".
Internal dimensions of the top compartment: 690x600x580 mm H
14. Keyboard shelf.Useful dimensions: 620x510 mm H
15. Lower compartment with the possibility of inserting pull-out shelves and height-adjustable shelves, to house hardware systems and printers.
Internal dimensions: 690x600x720 mm H
16. Hole for network cables and cable outlet hole for electrical system
17. Air inlet hole with dust filter
18. Electrical system with 4 Schuko sockets
19. 4-lane cable trays
20. Cooling fan with dust filter
21. Retractable shelf.
Dimensions: 650x582x36 mm H
22. Adjustable shelf.
Dimensions 688x591x38 mm H



MASTER CS


PC WORKSTATION

CONFIGURE 

PATENTED*



WHEELED COMPUTER CABINET

ART.	W mm	D mm	H mm	 wheel set	RAL	
MASTERC01	792	617	1731	450	7035	

Made up of:

qty.	description
1	Lower cabinet with 1 drawer
1	Upper cabinet with polycarbonate door
1	Tubular handle
1	Flexible extractable shelf with Dark Grey handle
1	Socket support
1	Schuko 4-socket power strip
1	Wieland Schuko/FR connection cable
1	230 V fan without grille with Schuko plug
1	Nylon wheels kit Ø 100 mm



UPPER CABINET WITH POLYCARBONATE DOOR

ART.	W mm	D mm	H mm	RAL	
FAS1450C01008	714	247	650	7035	

Equipped for inserting a monitor measuring up to 24"



UPPER CABINET WITH SHUTTER

ART.	W mm	D mm	H mm	RAL	
FAS1450C02008	714	247	650	7035	

Equipped for inserting a monitor measuring up to 24"




CONFIGURE 

PATENTED*



keyboard tray

LOWER CABINET WITH 1 DRAWER

ART.	W mm	D mm	H mm		No. of drawers	No. of keyboard trays	No. of adjustable shelves	RAL	
FAS1400C00508	714	598	950	200	1	1	1	7035	

MASTER CS

COMPONENTS



KIT WITH WHEELS

ART.	Ø mm	KG	KG	H mm	material			
FKRU1252101	125	100	300	155	Non-marking synthetic rubber	-	2	2
FKRV1001107	100	150	450	128	Nylon	1	1	2



SWIVEL WHEEL



SWIVEL WHEEL WITH BRAKE



FIXED WHEEL



FLEXIBLE EXTRACTABLE SHELF WITH DARK GREY HANDLE 36X27 EH

ART.	useful dimensions		RAL
	W mm	D mm	
M32C05701101F39	602	449	7016



ADJUSTABLE SHELF WITH SUPPORTS 36X27 EH

ART.	W mm	D mm	H mm	RAL
M32PR2500001139	663	560	52	7016



TUBULAR HANDLE

ART.	W mm	D mm	H mm	RAL
M02R00000000007	484	80	46	9005



230 V FAN WITHOUT GRILLE WITH SCHUKO PLUG

ART.	W mm	D mm	H mm	colour
FAS32200100	125	44	125	Black



3-EDGE TOP SHELF COATED WITH PVC WITH CABLE HOLE 36X27 EH

ART.	W mm	D mm	H mm	colour
M32T023AG007107	715	576	31	Black



SOCKET SUPPORT

ART.	W mm	D mm	H mm	Finish
FAS30210099	542	10	77	Galvanised

EXAMPLES OF POWER STRIP ARRANGEMENTS ON SOCKET SUPPORT



With 4-socket power strip



With 2-socket power strip + 4-socket power strip



With differential magnetic-thermal circuit breaker + 4-socket power strip

IRONTEAM

see page 196



FBLET012007



FBLET004007



FBLET005007



FBLET016007



LOAD CAPACITY



RAL 7016



RAL 7035



RAL 9005



GALVANISED

STANDARD CS

PC WORKSTATION

[CONFIGURE](#)



WHEELED COMPUTER CABINET

ART.	W mm	D mm	H mm	wheel set	RAL	
STANDARDCS01	807	654	1688	450	7035	

Made up of:

qty.	description
1	Computer cabinet
1	Tubular handle
1	Socket support
1	Simple-extension extractable tray
1	Schuko 4-socket power strip
1	Wieland Schuko/FR connection cable
1	230 V fan without grille with Schuko plug
1	Nylon wheels kit Ø 100 mm



[CONFIGURE](#)

COMPUTER CABINET

ART.	W mm	D mm	H mm		No. of keyboard trays	No. of adjustable shelves	RAL	
FAS1600C00208	717	635	1560	400	1	2	7035	
FAS1600C00204	717	635	1560	400	1	2	5012	

STANDARD CS

COMPONENTS



KIT WITH WHEELS

ART.	Ø mm	KG	KG	H mm	material			
FKRU1252101	125	100	300	155	Non-marking synthetic rubber	-	2	2
FKRV1001107	100	150	450	128	Nylon	1	1	2



SWIVEL WHEEL



SWIVEL WHEEL WITH BRAKE



FIXED WHEEL



SIMPLE-EXTENSION EXTRACTABLE TRAY

ART.	W mm	D mm	H mm	RAL
FAS2360S039	650	582	36	7016



ADJUSTABLE SHELF WITH HOOKS

ART.	W mm	D mm	H mm	RAL
FAS2040S139	688	591	38	7016



TUBULAR HANDLE

ART.	W mm	D mm	H mm	RAL
FCL09950007	502	80	46	9005



230 V FAN WITHOUT GRILLE WITH SCHUKO PLUG

ART.	W mm	D mm	H mm	colour
FAS32200100	125	44	125	Black



PAIR OF PLINTHS

ART.	W mm	D mm	H mm	RAL
FRR16250007	59	608	100	9005



SOCKET SUPPORT

ART.	W mm	D mm	H mm	Finish
FAS30210099	542	10	77	Galvanised

EXAMPLES OF POWER STRIP ARRANGEMENTS ON SOCKET SUPPORT



With 4-socket power strip



With 2-socket power strip + 4-socket power strip



With differential magnetic-thermal circuit breaker + 4-socket power strip



see page 196



FBLET012007



FBLET004007



FBLET005007



FBLET016007



LOAD CAPACITY



RAL 5012



RAL 7016



RAL 7035



RAL 9005



GALVANISED