

MASTER

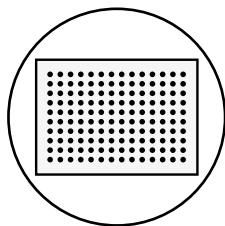
CABINETS WITH DRAWERS PRO+ SERIES



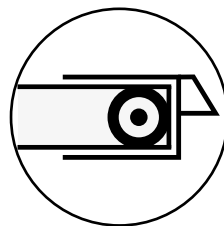
The Master tool cabinet is versatile and can be customised down to the smallest detail to create solutions that feature not only **drawers or hinged and sliding doors**, but also **pull-out shelves and slotted shelves**. Based on the type of guide installed on drawers and shelves it is possible to have a flexible **pull-out from 92 to 100%** with a **load capacity between 50 and 100 kg**, or a **100% telescopic pull-out with a load capacity of 200 kg**. All drawers are equipped with holes and slots for installing the **dividing material and the tool trays**, while the upper shelf can be enriched with various types of **tops**. The lower part, instead, is designed for installing **wheels or plinths**.



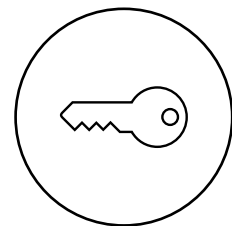
DRAWER LOAD-BEARING CAPACITY FROM 50 TO 200 KG




PERFORATED DRAWERS



BALL BEARINGS



KEY-OPERATED CLOSURE



VERTEBRATE ANTI-TIPPING ROD

The rod is in aluminium profile and always remains fixed, without rotating.

The closing movement is obtained by means of **anchors that move vertically** exploiting one of the elementary forces of physics: **gravity**. **The simpler the movement, the less likely the risk of breakages.**

The rod is drilled with a 25 mm pitch and allows the application of several closing heads. This means being able to divide access to the drawers into several groups. The division of the groups is configurable in height.


MECHANICAL SYSTEM

The mechanical control system of the locking unit uses Sylogik® technology. **The differences are decisive.**

The system of transmission from the lock cylinder to the rod head consists of steel wires with an elastic sheath and linear movement.

Compared to the common fixed square rod systems with rotary movement, it allows releasing of the parallelism of the lock cylinder position with respect to the rod head. This allows the designer to apply the cylinder in the most suitable point of the cabinet.

The lock cylinder rests on a guide drum so that it is possible to choose from a variety of cylinder manufacturers*. In this way the cabinet can be integrated with other pre-existing ones, keeping the same type of key.



* Option on request with extra charge



FULL EXTENSION



FREE TO CONFIGURE
Change the drawer's extension quickly and easily to increase the load-bearing capacity up to 100 kg.



HIGH-PERFORMANCE RUNNERS



QUICK MOVEMENT WITHOUT PROBLEMS
The runners as long as the drawers allow the bearing to be moved to the front of the cabinet, thus increasing the visibility, load-bearing capacity and extension.



PERFORATED DRAWERS



ORGANISATION DOWN TO THE MILLIMETRE
Holes and slots on the drawers make it easier to add internal dividers for optimally arranging tools and materials.

MASTER

DRAWER EXTRACTION AND MANAGEMENT

The Master drawer represents a revolution in the world of industrial furnishing as it was designed and developed to be customised independently in terms of extraction/capacity and internal division.


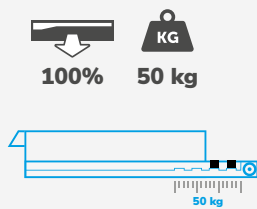


FREELY CONFIGURABLE


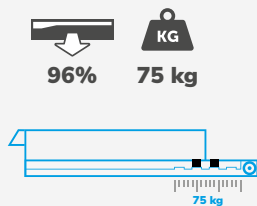
The new flexible extension guide allows mechanical adjustment of the rear stop of the drawer/retractable shelf in 3 different positions, thus obtaining 3 different capacities: 50, 75 and 100 kg. The installation of the innovative telescopic guide increases the capacity of the pull-out drawer/shelf up to 200 kg. A label indicates the maximum capacity of the drawer depending on its extraction and the type of guide.




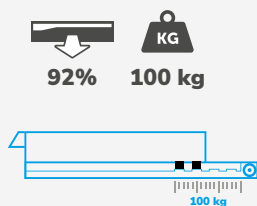
FLEXIBLE GUIDE CONFIGURED FOR FULL EXTRACTION 50 KG



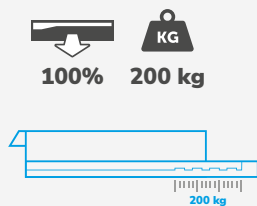
FLEXIBLE GUIDE CONFIGURED FOR FULL EXTRACTION 75 KG



FLEXIBLE GUIDE CONFIGURED FOR PARTIAL EXTRACTION 100 KG



TELESCOPIC GUIDE CONFIGURED FOR FULL EXTRACTION 200 KG



MASTER



The innovations that simplify identification of the contents of the drawers.

With Sylogik® Syfront technology, the drawer front is no longer just a closing element but becomes an actual visual interface.

- Customisation with aesthetic and decorative elements
- User input: labels to describe and catalogue the contents
- User output: ability to insert visual or descriptive messages on the handle

CUSTOMISABLE HANDLES

A WEALTH OF INFORMATION

Add barcodes, labels or images to handles for quick identification of the contents of each individual drawer.



MODULARITY

The various elements that compose the Master series can be easily **integrated with each other to create complete furnishing compositions ready for anything**. It is thus possible to create, for example, counters with drawers and doors equipped with 4 edges to perform maintenance and tasks or to be used as customer reception points in shops or warehouses.

Courtesy of Fridle Group



MASTER



TOP IN SATIN STAINLESS STEEL

The satin stainless steel top allows work and interventions to be performed without damaging the cabinet. It features a high level of corrosion and heat resistance.



MULTIPLEX TOP

The multiplex top transforms the upper part of the cabinet into a solid and robust work surface. It is resistant to shocks and scratches and is suitable for heavy-duty operations.



RUBBER LINED STEEL TOP

The top is made of galvanised steel and coated with oil-resistant rubber. It is particularly suitable for the use of oils or for interventions that involve cutting tools.



3-EDGE TOP SHELF COATED WITH PVC

The PVC-coated 3-edge top protects the upper part of the cabinet and, thanks to the raised edges, prevents the material placed on it from falling off.



BASES

The bases have a dual function: they raise the drawer cabinet off the floor and allow it to be moved using forklift trucks or transpallets.



WHEELS

The cabinets can be supplied with wheels to transform them into practical tool trolleys. As standard they are equipped with 2 swivel wheels with brakes and 2 fixed wheels.



ANTI-TAMPERING SYSTEM

SAFETY FIRST OF ALL

Unlike other cabinets currently on the market, the patented closure system prevents thieves from by-passing the closure. Any forced opening will always be visible.



ADJUSTABLE ERGONOMIC HANDLE

The cabinets with wheels are supplied with a practical adjustable ergonomic handle which can be installed in two different positions. The height of the handle can therefore be set according to the height of the user to allow agile and easy handling of the cabinet while maintaining an ergonomic posture in order to reduce strain during work which could lead to possible injuries.



MASTER

COLOURS

The Master cabinet is available in 12 colour combinations which can be associated with 8 different colours for the handles to create customised solutions down to the smallest detail. It is therefore possible to assign specific colours to particular work areas or projects or to implement the corporate colour even in the furnishings installed in the company.

10 RAL colours for the metal part
8 colours for the plastic accessories
Infinite combinations

FRONT HANDLE



Dark Grey



Mediterranean Blue



Sky Blue



Glamour Red



Red Carpet



Juicy Orange



Sunny Yellow



Forest Green

CABINET



7016
7035



7035



5012



9002



7016



7000



5019



9010



6011



3003



5010



5012
7035

KEY

| EH | | 18x27 EH | 27x27 EH | 36x27 EH | 54x27 EH | 27x36 EH | 36x36 EH | 45x36 EH | 54x36 EH | 64x36 EH | 78x36 EH |
|----|-----------------------------------|----------|----------|----------|----------|----------|----------|----------|----------|----------|----------|
| | Cabinet dimensions | W= 408 | 561 | 714 | 1020 | 561 | 714 | 867 | 1020 | 1190 | 1428 |
| | | D= 573 | 573 | 573 | 573 | 726 | 726 | 726 | 726 | 726 | 726 |
| | Drawer internal dimensions | W= 296 | 449 | 602 | 908 | 449 | 602 | 755 | 908 | 1078 | 1316 |
| | | D= 449 | 449 | 449 | 449 | 602 | 602 | 602 | 602 | 602 | 602 |

PE

Pull-out shelf with flexible extraction



PE

Telescopic pull-out shelf



PR

Adjustable shelf



PF

Adjustable slotted shelf





CONFIGURE

CABINET WITH 3 DRAWERS 1X50 1X100 1X150

| ART. | drawers | | RAL |
|-----------------|-----------|------------|-----------|
| | | | |
| M12A040C01001PD | 100-75-50 | 92-96-100% | 7035+7016 |
| M12A040C0100108 | 100-75-50 | 92-96-100% | 7035 |
| M12A040C0100104 | 100-75-50 | 92-96-100% | 5012 |

H=400 mm



CONFIGURE

CABINET WITH 3 DRAWERS 2X75 1X150

| ART. | drawers | | RAL |
|-----------------|-----------|------------|-----------|
| | | | |
| M12A040C01002PD | 100-75-50 | 92-96-100% | 7035+7016 |
| M12A040C0100208 | 100-75-50 | 92-96-100% | 7035 |
| M12A040C0100204 | 100-75-50 | 92-96-100% | 5012 |

H=400 mm



CONFIGURE

CABINET WITH 4 DRAWERS 1X50 2X75 1X100

| ART. | drawers | | RAL |
|-----------------|-----------|------------|-----------|
| | | | |
| M12A040C01003PD | 100-75-50 | 92-96-100% | 7035+7016 |
| M12A040C0100308 | 100-75-50 | 92-96-100% | 7035 |
| M12A040C0100304 | 100-75-50 | 92-96-100% | 5012 |

H=400 mm



CONFIGURE

CABINET WITH 4 DRAWERS 2X75 1X150 1X200

| ART. | drawers | | RAL |
|-----------------|-----------|------------|-----------|
| | | | |
| M12A060C01020PD | 100-75-50 | 92-96-100% | 7035+7016 |
| M12A060C0102008 | 100-75-50 | 92-96-100% | 7035 |
| M12A060C0102004 | 100-75-50 | 92-96-100% | 5012 |

H=600 mm



CONFIGURE

CABINET WITH 3 DRAWERS 1X100 1X200 1X300

| ART. | drawers | | RAL |
|-----------------|-----------|------------|-----------|
| | | | |
| M12A070C01029PD | 100-75-50 | 92-96-100% | 7035+7016 |
| M12A070C0102908 | 100-75-50 | 92-96-100% | 7035 |
| M12A070C0102904 | 100-75-50 | 92-96-100% | 5012 |

H=700 mm



CONFIGURE

CABINET WITH 5 DRAWERS 2X75 3X150

| ART. | drawers | | RAL |
|-----------------|-----------|------------|-----------|
| | | | |
| M12A070C01035PD | 100-75-50 | 92-96-100% | 7035+7016 |
| M12A070C0103508 | 100-75-50 | 92-96-100% | 7035 |
| M12A070C0103504 | 100-75-50 | 92-96-100% | 5012 |

H=700 mm



CONFIGURE

CABINET WITH WHEELS WITH 4 DRAWERS 2X75 1X150 1X200

| ART. | drawers | | RAL |
|-----------------|-----------|------------|-----------|
| | | | |
| M12R060C01020PD | 100-75-50 | 92-96-100% | 7035+7016 |
| M12R060C0102008 | 100-75-50 | 92-96-100% | 7035 |
| M12R060C0102004 | 100-75-50 | 92-96-100% | 5012 |

H=822 mm

Wheels: Standard rubber Ø 125 mm
Cabinet capacity: 300 kg



CONFIGURE

CABINET WITH WHEELS WITH 5 DRAWERS 1X50 2X75 1X100 1X200

| ART. | drawers | | RAL |
|-----------------|-----------|------------|-----------|
| | | | |
| M12R060C01021PD | 100-75-50 | 92-96-100% | 7035+7016 |
| M12R060C0102108 | 100-75-50 | 92-96-100% | 7035 |
| M12R060C0102104 | 100-75-50 | 92-96-100% | 5012 |

H=822 mm

Wheels: Standard rubber Ø 125 mm
Cabinet capacity: 300 kg



CONFIGURE

CABINET WITH WHEELS WITH 6 DRAWERS 2X50 2X75 1X150 1X200

| ART. | drawers | | RAL |
|-----------------|-----------|------------|-----------|
| | | | |
| M12R070C010SSPD | 100-75-50 | 92-96-100% | 7035+7016 |
| M12R070C010SS08 | 100-75-50 | 92-96-100% | 7035 |
| M12R070C010SS04 | 100-75-50 | 92-96-100% | 5012 |

H=922 mm

Wheels: Standard rubber Ø 125 mm
Cabinet capacity: 300 kg



INTERNAL DIM. W x D



LOAD CAPACITY



EXTRACTION



RAL 7035 + RAL 7016



RAL 5012



RAL 7035



DIVIDING MATERIAL



| ART. | Suitable for drawer H mm | components | |
|-------------|--------------------------|---|--|
| FFH82050200 | 50/300 | 16 x Transversal divider W=36 mm 7 x Transversal divider W=47 mm 3 x 3-channel divider 3 x 4-channel divider | |



| ART. | Suitable for drawer H mm | components | |
|-------------|--------------------------|---|--|
| FFH82050300 | 50/300 | 15 x Transversal divider W=47 mm 8 x Transversal divider W=73 mm 3 x 2-channel divider 3 x 3-channel divider | |




| ART. | Suitable for drawer H mm | components | |
|-------------|--------------------------|---|--|
| FFH82050400 | 50/300 | 18 x Transversal divider W=73 mm 6 x 2-channel divider | |



| ART. | Suitable for drawer H mm | components | |
|-------------|--------------------------|---|--|
| FFH80050800 | 50 | 2 x Transversal divider W=151 mm 1 x Longitudinal slotted divider W=457 mm | |
| FFH80070800 | 75 | | |
| FFH80100800 | 100/125 | | |
| FFH80150800 | 150/175 | | |
| FFH80200800 | 200/250 | | |
| FFH80300800 | 300 | | |



| ART. | Suitable for drawer H mm | components | |
|-------------|--------------------------|---|--|
| FFH80050900 | 50 | 2 x Longitudinal slotted divider W=457 mm 6 x Transversal divider W=100 mm | |
| FFH80070900 | 75 | | |
| FFH80100900 | 100/125 | | |
| FFH80150900 | 150/175 | | |



| ART. | Suitable for drawer H mm | components | |
|-------------|--------------------------|---|--|
| FFH84051300 | 50 | 2 x Longitudinal divider without slots W=457 mm | |
| FFH84071300 | 75 | | |
| FFH84101300 | 100/125 | | |
| FFH84151300 | 150/175 | | |
| FFH84201300 | 200/250 | | |




DIVIDING MATERIAL



| ART. | Suitable for drawer H mm | components | |
|-------------|--------------------------|---|--|
| FFH82051800 | 50 | 4 x 150x75 mm Divider box 4 x 150x150 mm Divider box | |
| FFH82071800 | 75 | | |
| FFH82101800 | 100/125 | | |



| ART. | Suitable for drawer H mm | components | |
|-------------|--------------------------|---|--|
| FFH82051700 | 50 | 4 x 75x75 mm Divider box 6 x 150x75 mm Divider box 2 x 150x150 mm Divider box | |
| FFH82071700 | 75 | | |



| ART. | Suitable for drawer H mm | components | |
|-------------|--------------------------|-------------------------------|--|
| FFH86051900 | 50/300 | 2 x Multi-purpose tool holder | |





CONFIGURE

CABINET WITH 2 DRAWERS 1X100 1X200

| ART. | drawers | | RAL |
|-----------------|-----------|------------|-----------|
| | KG | | |
| M22A040C01004PD | 100-75-50 | 92-96-100% | 7035+7016 |
| M22A040C0100408 | 100-75-50 | 92-96-100% | 7035 |
| M22A040C0100404 | 100-75-50 | 92-96-100% | 5012 |

H=400 mm



CONFIGURE

CABINET WITH 3 DRAWERS 1X50 1X100 1X150

| ART. | drawers | | RAL |
|-----------------|-----------|------------|-----------|
| | KG | | |
| M22A040C01001PD | 100-75-50 | 92-96-100% | 7035+7016 |
| M22A040C0100108 | 100-75-50 | 92-96-100% | 7035 |
| M22A040C0100104 | 100-75-50 | 92-96-100% | 5012 |

H=400 mm



CONFIGURE

CABINET WITH 4 DRAWERS 1X50 2X75 1X100

| ART. | drawers | | RAL |
|-----------------|-----------|------------|-----------|
| | KG | | |
| M22A040C01003PD | 100-75-50 | 92-96-100% | 7035+7016 |
| M22A040C0100308 | 100-75-50 | 92-96-100% | 7035 |
| M22A040C0100304 | 100-75-50 | 92-96-100% | 5012 |

H=400 mm



CONFIGURE

CABINET WITH 6 DRAWERS 1X50 2X75 2X100 1X200

| ART. | drawers | | RAL |
|-----------------|-----------|------------|-----------|
| | KG | | |
| M22A070C01032PD | 100-75-50 | 92-96-100% | 7035+7016 |
| M22A070C0103208 | 100-75-50 | 92-96-100% | 7035 |
| M22A070C0103204 | 100-75-50 | 92-96-100% | 5012 |

H=700 mm



CONFIGURE

CABINET WITH 4 DRAWERS 2X100 1X200 1X300

| ART. | drawers | | RAL |
|-----------------|-----------|------------|-----------|
| | KG | | |
| M22A080C01055PD | 100-75-50 | 92-96-100% | 7035+7016 |
| M22A080C0105508 | 100-75-50 | 92-96-100% | 7035 |
| M22A080C0105504 | 100-75-50 | 92-96-100% | 5012 |

H=800 mm



CONFIGURE

CABINET WITH 5 DRAWERS 1X50 2X100 1X150 1X300

| ART. | drawers | | RAL |
|-----------------|-----------|------------|-----------|
| | KG | | |
| M22A080C01054PD | 100-75-50 | 92-96-100% | 7035+7016 |
| M22A080C0105408 | 100-75-50 | 92-96-100% | 7035 |
| M22A080C0105404 | 100-75-50 | 92-96-100% | 5012 |

H=800 mm



CONFIGURE

CABINET WITH 4 DRAWERS 1X100 1X150 1X200 1X300

| ART. | drawers | | RAL |
|-----------------|-----------|------------|-----------|
| | KG | | |
| M22A085C01092PD | 100-75-50 | 92-96-100% | 7035+7016 |
| M22A085C0109208 | 100-75-50 | 92-96-100% | 7035 |
| M22A085C0109204 | 100-75-50 | 92-96-100% | 5012 |

H=850 mm



CONFIGURE

CABINET WITH 5 DRAWERS 1X100 3X150 1X200

| ART. | drawers | | RAL |
|-----------------|-----------|------------|-----------|
| | KG | | |
| M22A085C01088PD | 100-75-50 | 92-96-100% | 7035+7016 |
| M22A085C0108808 | 100-75-50 | 92-96-100% | 7035 |
| M22A085C0108804 | 100-75-50 | 92-96-100% | 5012 |

H=850 mm



CONFIGURE

CABINET WITH 6 DRAWERS 2X75 2X100 2X200

| ART. | drawers | | RAL |
|-----------------|-----------|------------|-----------|
| | KG | | |
| M22A085C01089PD | 100-75-50 | 92-96-100% | 7035+7016 |
| M22A085C0108908 | 100-75-50 | 92-96-100% | 7035 |
| M22A085C0108904 | 100-75-50 | 92-96-100% | 5012 |

H=850 mm



CONFIGURE

CABINET WITH 6 DRAWERS 1X50 2X100 2X150 1X200

| ART. | drawers | | RAL |
|-----------------|-----------|------------|-----------|
| | KG | | |
| M22A085C01091PD | 100-75-50 | 92-96-100% | 7035+7016 |
| M22A085C0109108 | 100-75-50 | 92-96-100% | 7035 |
| M22A085C0109104 | 100-75-50 | 92-96-100% | 5012 |

H=850 mm



INTERNAL DIM. W x D



LOAD CAPACITY



EXTRACTION



RAL 7035 + RAL 7016



RAL 5012



RAL 7035



CONFIGURE

CABINET WITH 7 DRAWERS 2X75 3X100 2X150

| ART. | drawers | | RAL |
|-----------------|-----------|------------|-----------|
| | KG | | |
| M22A085C01095PD | 100-75-50 | 92-96-100% | 7035+7016 |
| M22A085C0109508 | 100-75-50 | 92-96-100% | 7035 |
| M22A085C0109504 | 100-75-50 | 92-96-100% | 5012 |

H=850 mm



CONFIGURE

CABINET WITH 8 DRAWERS 1X50 2X75 4X100 1X150

| ART. | drawers | | RAL |
|-----------------|-----------|------------|-----------|
| | KG | | |
| M22A085C01087PD | 100-75-50 | 92-96-100% | 7035+7016 |
| M22A085C0108708 | 100-75-50 | 92-96-100% | 7035 |
| M22A085C0108704 | 100-75-50 | 92-96-100% | 5012 |

H=850 mm



CONFIGURE

CABINET WITH WHEELS WITH 4 DRAWERS 2X75 1X150 1X200

| ART. | drawers | | RAL |
|-----------------|-----------|------------|-----------|
| | KG | | |
| M22R060C01020PD | 100-75-50 | 92-96-100% | 7035+7016 |
| M22R060C0102008 | 100-75-50 | 92-96-100% | 7035 |
| M22R060C0102004 | 100-75-50 | 92-96-100% | 5012 |

H=822 mm

Wheels: Standard rubber Ø 125 mm
Cabinet capacity: 300 kg



CONFIGURE

CABINET WITH WHEELS WITH 5 DRAWERS 1X50 2X75 1X100 1X200

| ART. | drawers | | RAL |
|-----------------|-----------|------------|-----------|
| | KG | | |
| M22R060C01021PD | 100-75-50 | 92-96-100% | 7035+7016 |
| M22R060C0102108 | 100-75-50 | 92-96-100% | 7035 |
| M22R060C0102104 | 100-75-50 | 92-96-100% | 5012 |

H=822 mm

Wheels: Standard rubber Ø 125 mm
Cabinet capacity: 300 kg



CONFIGURE

CABINET WITH WHEELS WITH 6 DRAWERS 2X50 2X75 1X150 1X200

| ART. | drawers | | RAL |
|-----------------|-----------|------------|-----------|
| | KG | | |
| M22R070C010SSPD | 100-75-50 | 92-96-100% | 7035+7016 |
| M22R070C010SS08 | 100-75-50 | 92-96-100% | 7035 |
| M22R070C010SS04 | 100-75-50 | 92-96-100% | 5012 |

H=922 mm

Wheels: Standard rubber Ø 125 mm
Cabinet capacity: 300 kg



CONFIGURE

CABINET WITH WHEELS WITH 5 DRAWERS 4X100 1X200

| ART. | drawers | | RAL |
|-----------------|-----------|------------|-----------|
| | KG | EXTRACTION | |
| M22R070C010GFPD | 100-75-50 | 92-96-100% | 7035+7016 |
| M22R070C010GF08 | 100-75-50 | 92-96-100% | 7035 |
| M22R070C010GF04 | 100-75-50 | 92-96-100% | 5012 |

H=922 mm

Wheels: Standard rubber Ø 125 mm
Cabinet capacity: 300 kg



CONFIGURE

CABINET WITH WHEELS WITH 6 DRAWERS 1X50 2X75 2X100 1X200

| ART. | drawers | | RAL |
|-----------------|-----------|------------|-----------|
| | KG | EXTRACTION | |
| M22R070C01032PD | 100-75-50 | 92-96-100% | 7035+7016 |
| M22R070C0103208 | 100-75-50 | 92-96-100% | 7035 |
| M22R070C0103204 | 100-75-50 | 92-96-100% | 5012 |

H=922 mm

Wheels: Standard rubber Ø 125 mm
Cabinet capacity: 300 kg



CONFIGURE

CABINET WITH WHEELS WITH 6 DRAWERS 2X75 3X100 1X150

| ART. | drawers | | RAL |
|-----------------|-----------|------------|-----------|
| | KG | EXTRACTION | |
| M22R070C01044PD | 100-75-50 | 92-96-100% | 7035+7016 |
| M22R070C0104408 | 100-75-50 | 92-96-100% | 7035 |
| M22R070C0104404 | 100-75-50 | 92-96-100% | 5012 |

H=922 mm

Wheels: Standard rubber Ø 125 mm
Cabinet capacity: 300 kg



INTERNAL DIM. WxD



LOAD CAPACITY



EXTRACTION



RAL 7035 + RAL 7016



RAL 5012



RAL 7035



DIVIDING MATERIAL



| ART. | Suitable for drawer H mm | components | |
|-------------|--------------------------|---|--|
| FFH84050200 | 50/300 | 16 x Transversal divider W=36 mm 7 x Transversal divider W=47 mm 6 x 3-channel divider 3 x 4-channel divider | |



| ART. | Suitable for drawer H mm | components | |
|-------------|--------------------------|---|--|
| FFH84050300 | 50/300 | 15 x Transversal divider W=47 mm 8 x Transversal divider W=73 mm 6 x 2-channel divider 3 x 3-channel divider | |



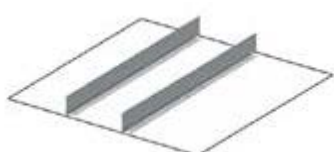
| ART. | Suitable for drawer H mm | components | |
|-------------|--------------------------|---|--|
| FFH84050400 | 50/300 | 18 x Transversal divider W=73 mm 9 x 2-channel divider | |



| ART. | Suitable for drawer H mm | components | |
|-------------|--------------------------|---|--|
| FFH84050800 | 50 | 2 x Longitudinal slotted divider W=457 mm 3 x Transversal divider W=151 mm | |
| FFH84070800 | 75 | | |
| FFH84100800 | 100/125 | | |
| FFH84150800 | 150/175 | | |
| FFH84200800 | 200/250 | | |
| FFH84300800 | 300 | | |



| ART. | Suitable for drawer H mm | components | |
|-------------|--------------------------|---|--|
| FFH84050900 | 50 | 2 x Longitudinal slotted divider W=457 mm 7 x Transversal divider W=151 mm | |
| FFH84070900 | 75 | | |
| FFH84100900 | 100/125 | | |
| FFH84150900 | 150/175 | | |
| FFH84200900 | 200/250 | | |



| ART. | Suitable for drawer H mm | components | |
|-------------|--------------------------|---|--|
| FFH84051300 | 50 | 2 x Longitudinal divider without slots W=457 mm | |
| FFH84071300 | 75 | | |
| FFH84101300 | 100/125 | | |
| FFH84151300 | 150/175 | | |
| FFH84201300 | 200/250 | | |



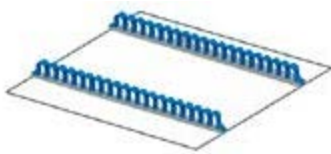
DIVIDING MATERIAL



| ART. | Suitable for drawer H mm | components |
|-------------|--------------------------|---|
| FFH84051700 | 50 | 8 x 75x75 mm Divider box 6 x 150x75 mm Divider box 4 x 150x150 mm Divider box |
| FFH84071700 | 75 | |



| ART. | Suitable for drawer H mm | components |
|-------------|--------------------------|---|
| FFH84051800 | 50 | 6 x 150x75 mm Divider box 6 x 150x150 mm Divider box |
| FFH84071800 | 75 | |
| FFH84101800 | 100/125 | |



| ART. | Suitable for drawer H mm | components |
|-------------|--------------------------|-------------------------------|
| FFH86051900 | 50/300 | 2 x Multi-purpose tool holder |





CONFIGURE

CABINET WITH 5 DRAWERS 1X50 2X100 1X150 1X200

| ART. | drawers | | RAL |
|-----------------|-----------|------------|-----------|
| | KG | | |
| M32A070C01040PD | 100-75-50 | 92-96-100% | 7035+7016 |
| M32A070C0104008 | 100-75-50 | 92-96-100% | 7035 |
| M32A070C0104004 | 100-75-50 | 92-96-100% | 5012 |

H=700 mm



CONFIGURE

CABINET WITH 5 DRAWERS 2X75 2X100 1X250

| ART. | drawers | | RAL |
|-----------------|-----------|------------|-----------|
| | KG | | |
| M32A070C01042PD | 100-75-50 | 92-96-100% | 7035+7016 |
| M32A070C0104208 | 100-75-50 | 92-96-100% | 7035 |
| M32A070C0104204 | 100-75-50 | 92-96-100% | 5012 |

H=700 mm



CONFIGURE

CABINET WITH 6 DRAWERS 2X75 3X100 1X150

| ART. | drawers | | RAL |
|-----------------|-----------|------------|-----------|
| | KG | | |
| M32A070C01044PD | 100-75-50 | 92-96-100% | 7035+7016 |
| M32A070C0104408 | 100-75-50 | 92-96-100% | 7035 |
| M32A070C0104404 | 100-75-50 | 92-96-100% | 5012 |

H=700 mm



CONFIGURE

CABINET WITH 7 DRAWERS 1X50 2X75 2X100 1X150 1X200

| ART. | drawers | | RAL |
|-----------------|-----------|------------|-----------|
| | KG | | |
| M32A085C010AEPD | 100-75-50 | 92-96-100% | 7035+7016 |
| M32A085C010AE08 | 100-75-50 | 92-96-100% | 7035 |
| M32A085C010AE04 | 100-75-50 | 92-96-100% | 5012 |

H=850 mm



CONFIGURE

CABINET WITH 7 DRAWERS 2X75 2X100 2X125 1X150

| ART. | drawers | | RAL |
|-----------------|-----------|------------|-----------|
| | KG | | |
| M32A085C010ACPD | 100-75-50 | 92-96-100% | 7035+7016 |
| M32A085C010AC08 | 100-75-50 | 92-96-100% | 7035 |
| M32A085C010AC04 | 100-75-50 | 92-96-100% | 5012 |

H=850 mm



CONFIGURE

CABINET WITH 8 DRAWERS 4X75 3X100 1X150

| ART. | drawers | | RAL |
|-----------------|-----------|------------|-----------|
| | | | |
| M32A085C010AGPD | 100-75-50 | 92-96-100% | 7035+7016 |
| M32A085C010AG08 | 100-75-50 | 92-96-100% | 7035 |
| M32A085C010AG04 | 100-75-50 | 92-96-100% | 5012 |

H=850 mm



CONFIGURE

CABINET WITH 7 DRAWERS 1X50 2X75 2X100 1X200 1X300

| ART. | drawers | | RAL |
|-----------------|-----------|------------|-----------|
| | | | |
| M32A100C010BNPD | 100-75-50 | 92-96-100% | 7035+7016 |
| M32A100C010BN08 | 100-75-50 | 92-96-100% | 7035 |
| M32A100C010BN04 | 100-75-50 | 92-96-100% | 5012 |

H=1000 mm



CONFIGURE

CABINET WITH 7 DRAWERS 2X75 1X100 3X150 1X200

| ART. | drawers | | RAL |
|-----------------|-----------|------------|-----------|
| | | | |
| M32A100C010AWPD | 100-75-50 | 92-96-100% | 7035+7016 |
| M32A100C010AW08 | 100-75-50 | 92-96-100% | 7035 |
| M32A100C010AW04 | 100-75-50 | 92-96-100% | 5012 |

H=1000 mm



CONFIGURE

CABINET WITH 8 DRAWERS 1X50 2X75 3X100 1X150 1X250

| ART. | drawers | | RAL |
|-----------------|-----------|------------|-----------|
| | | | |
| M32A100C010BQPD | 100-75-50 | 92-96-100% | 7035+7016 |
| M32A100C010BQ08 | 100-75-50 | 92-96-100% | 7035 |
| M32A100C010BQ04 | 100-75-50 | 92-96-100% | 5012 |

H=1000 mm



INTERNAL DIM. W x D



LOAD CAPACITY



EXTRACTION



RAL 7035 + RAL 7016



RAL 5012



RAL 7035



CONFIGURE

CABINET WITH DOORS WITH 1 DRAWER 1X75 2XPE

| ART. | drawers / retractable shelves | | RAL |
|-----------------|-------------------------------|------------|-----------|
| | KG | | |
| M32A100C010BUPD | 100-75-50 | 92-96-100% | 7035+7016 |
| M32A100C010BU08 | 100-75-50 | 92-96-100% | 7035 |
| M32A100C010BU04 | 100-75-50 | 92-96-100% | 5012 |
| M32A100C010BVPD | 200 | 100% | 7035+7016 |
| M32A100C010BV08 | 200 | 100% | 7035 |
| M32A100C010BV04 | 200 | 100% | 5012 |

H=1022 mm



CONFIGURE

CABINET WITH DOORS WITH 2 DRAWERS 2X75 1XPE

| ART. | drawers / retractable shelves | | RAL |
|-----------------|-------------------------------|------------|-----------|
| | KG | | |
| M32A100C010BWPD | 100-75-50 | 92-96-100% | 7035+7016 |
| M32A100C010BW08 | 100-75-50 | 92-96-100% | 7035 |
| M32A100C010BW04 | 100-75-50 | 92-96-100% | 5012 |
| M32A100C010BXPD | 200 | 100% | 7035+7016 |
| M32A100C010BX08 | 200 | 100% | 7035 |
| M32A100C010BX04 | 200 | 100% | 5012 |

H=1022 mm



CONFIGURE

CABINET WITH DOORS WITH 3 DRAWERS 3X75 1XPE

| ART. | drawers / retractable shelves | | RAL |
|-----------------|-------------------------------|------------|-----------|
| | KG | | |
| M32A100C010BYPD | 100-75-50 | 92-96-100% | 7035+7016 |
| M32A100C010BY08 | 100-75-50 | 92-96-100% | 7035 |
| M32A100C010BY04 | 100-75-50 | 92-96-100% | 5012 |
| M32A100C010BZPD | 200 | 100% | 7035+7016 |
| M32A100C010BZ08 | 200 | 100% | 7035 |
| M32A100C010BZ04 | 200 | 100% | 5012 |

H=1022 mm



CONFIGURE

CABINET WITH DOORS WITH 3 DRAWERS 3X75 2XPE

| ART. | drawers / retractable shelves | | RAL |
|-----------------|-------------------------------|------------|-----------|
| | KG | | |
| M32A100C010CAPD | 100-75-50 | 92-96-100% | 7035+7016 |
| M32A100C010CA08 | 100-75-50 | 92-96-100% | 7035 |
| M32A100C010CA04 | 100-75-50 | 92-96-100% | 5012 |
| M32A100C010CBPD | 200 | 100% | 7035+7016 |
| M32A100C010CB08 | 200 | 100% | 7035 |
| M32A100C010CB04 | 200 | 100% | 5012 |

H=1022 mm



CONFIGURE

CABINET WITH DOORS WITH 4 DRAWERS 4X75

| ART. | drawers | | RAL |
|-----------------|-----------|------------|-----------|
| | | | |
| M32A100C010CCPD | 100-75-50 | 92-96-100% | 7035+7016 |
| M32A100C010CC08 | 100-75-50 | 92-96-100% | 7035 |
| M32A100C010CC04 | 100-75-50 | 92-96-100% | 5012 |
| M32A100C010CDPD | 200 | 100% | 7035+7016 |
| M32A100C010CD08 | 200 | 100% | 7035 |
| M32A100C010CD04 | 200 | 100% | 5012 |

H=1022 mm



CONFIGURE

CABINET WITH DOORS WITH 5 DRAWERS 5X75

| ART. | drawers | | RAL |
|-----------------|-----------|------------|-----------|
| | | | |
| M32A100C010CEPD | 100-75-50 | 92-96-100% | 7035+7016 |
| M32A100C010CE08 | 100-75-50 | 92-96-100% | 7035 |
| M32A100C010CE04 | 100-75-50 | 92-96-100% | 5012 |
| M32A100C010CFPD | 200 | 100% | 7035+7016 |
| M32A100C010CF08 | 200 | 100% | 7035 |
| M32A100C010CF04 | 200 | 100% | 5012 |

H=1022 mm



CONFIGURE

CABINET WITH SLIDING DOORS WITH 2 DRAWERS 2X75 6XPE

| ART. | drawers / retractable shelves | | RAL |
|-----------------|-------------------------------|------------|-----------|
| | | | |
| M32D100C010GWPD | 100-75-50 | 92-96-100% | 7035+7016 |
| M32D100C010GW08 | 100-75-50 | 92-96-100% | 7035 |
| M32D100C010GW04 | 100-75-50 | 92-96-100% | 5012 |
| M32D100C010GXPD | 200 | 100% | 7035+7016 |
| M32D100C010GX08 | 200 | 100% | 7035 |
| M32D100C010GX04 | 200 | 100% | 5012 |

H=1022 mm



CONFIGURE

CABINET WITH SLIDING DOORS WITH 4 DRAWERS 4X75 2XPE

| ART. | drawers / retractable shelves | | RAL |
|-----------------|-------------------------------|------------|-----------|
| | | | |
| M32D100C010GYPD | 100-75-50 | 92-96-100% | 7035+7016 |
| M32D100C010GY08 | 100-75-50 | 92-96-100% | 7035 |
| M32D100C010GY04 | 100-75-50 | 92-96-100% | 5012 |
| M32D100C010GZPD | 200 | 100% | 7035+7016 |
| M32D100C010GZ08 | 200 | 100% | 7035 |
| M32D100C010GZ04 | 200 | 100% | 5012 |

H=1022 mm



CONFIGURE

CABINET WITH SLIDING DOORS WITH 6 DRAWERS 6X75 2XPE

| ART. | drawers / retractable shelves | | RAL |
|-----------------|-------------------------------|------------|-----------|
| | | | |
| M32D100C010HAPD | 100-75-50 | 92-96-100% | 7035+7016 |
| M32D100C010HA08 | 100-75-50 | 92-96-100% | 7035 |
| M32D100C010HA04 | 100-75-50 | 92-96-100% | 5012 |
| M32D100C010HBPD | 200 | 100% | 7035+7016 |
| M32D100C010HB08 | 200 | 100% | 7035 |
| M32D100C010HB04 | 200 | 100% | 5012 |

H=1022 mm



CONFIGURE

CABINET WITH SLIDING DOORS WITH 8 DRAWERS 8X75

| ART. | drawers | | RAL |
|------------------|-----------|------------|-----------|
| | | | |
| M32D100C010HNPDP | 100-75-50 | 92-96-100% | 7035+7016 |
| M32D100C010HN08 | 100-75-50 | 92-96-100% | 7035 |
| M32D100C010HN04 | 100-75-50 | 92-96-100% | 5012 |
| M32D100C010HPPDP | 200 | 100% | 7035+7016 |
| M32D100C010HP08 | 200 | 100% | 7035 |
| M32D100C010HP04 | 200 | 100% | 5012 |

H=1022 mm



CONFIGURE

CABINET WITH SLIDING DOORS WITH 4 DRAWERS 4X75 4XPE

| ART. | drawers / retractable shelves | | RAL |
|-----------------|-------------------------------|------------|-----------|
| | | | |
| M32D100C010HEPD | 100-75-50 | 92-96-100% | 7035+7016 |
| M32D100C010HE08 | 100-75-50 | 92-96-100% | 7035 |
| M32D100C010HE04 | 100-75-50 | 92-96-100% | 5012 |
| M32D100C010HFPD | 200 | 100% | 7035+7016 |
| M32D100C010HF08 | 200 | 100% | 7035 |
| M32D100C010HF04 | 200 | 100% | 5012 |

H=1022 mm



CONFIGURE



CABINET WITH SLIDING DOORS WITH 10 DRAWERS 10X75

| ART. | drawers | | RAL |
|-----------------|-----------|------------|-----------|
| | | | |
| M32D100C010HJPD | 100-75-50 | 92-96-100% | 7035+7016 |
| M32D100C010HJ08 | 100-75-50 | 92-96-100% | 7035 |
| M32D100C010HJ04 | 100-75-50 | 92-96-100% | 5012 |
| M32D100C010HKPD | 200 | 100% | 7035+7016 |
| M32D100C010HK08 | 200 | 100% | 7035 |
| M32D100C010HK04 | 200 | 100% | 5012 |

H=1022 mm



CABINET WITH 7 DRAWERS 2XPR 2X75 1X100 3X150 1X200



| ART. | drawers | | RAL |
|-----------------|--|---|-----------|
| |  KG |  | |
| M32A200C010FSPD | 100-75-50 | 92-96-100% | 7035+7016 |
| M32A200C010FS08 | 100-75-50 | 92-96-100% | 7035 |
| M32A200C010FS04 | 100-75-50 | 92-96-100% | 5012 |
| M32A200C010FTPD | 200 | 100% | 7035+7016 |
| M32A200C010FT08 | 200 | 100% | 7035 |
| M32A200C010FT04 | 200 | 100% | 5012 |

H=2000 mm

CONFIGURE 



CABINET WITH DOORS WITH 3 DRAWERS 2XPR 2X100 1X150 2XPE



| ART. | drawers / retractable shelves | | RAL |
|-----------------|--|---|-----------|
| |  KG |  | |
| M32A200C010FWPD | 100-75-50 | 92-96-100% | 7035+7016 |
| M32A200C010FW08 | 100-75-50 | 92-96-100% | 7035 |
| M32A200C010FW04 | 100-75-50 | 92-96-100% | 5012 |
| M32A200C010FXPD | 200 | 100% | 7035+7016 |
| M32A200C010FX08 | 200 | 100% | 7035 |
| M32A200C010FX04 | 200 | 100% | 5012 |

H=2000 mm

CONFIGURE 



CABINET WITH DOORS WITH 7 DRAWERS 3XPR 2X75 1X100 3X150 1X200

| ART. | drawers | | RAL |
|-----------------|--|---|-----------|
| |  KG |  | |
| M32A200C010FYPD | 100-75-50 | 92-96-100% | 7035+7016 |
| M32A200C010FY08 | 100-75-50 | 92-96-100% | 7035 |
| M32A200C010FY04 | 100-75-50 | 92-96-100% | 5012 |
| M32A200C010FZPD | 200 | 100% | 7035+7016 |
| M32A200C010FZ08 | 200 | 100% | 7035 |
| M32A200C010FZ04 | 200 | 100% | 5012 |

H=2000 mm

CONFIGURE 

PE: RETRACTABLE SHELF
PR: ADJUSTABLE SHELF



INTERNAL DIM. W x D

LOAD CAPACITY

EXTRACTION

RAL 7035 + RAL 7016

RAL 5012

RAL 7035



CONFIGURE

CABINET WITH WHEELS WITH 5 DRAWERS 1X50 2X100 1X150 1X200

| ART. | drawers | | RAL |
|-----------------|-----------|------------|-----------|
| | | | |
| M32R070C01040PD | 100-75-50 | 92-96-100% | 7035+7016 |
| M32R070C0104008 | 100-75-50 | 92-96-100% | 7035 |
| M32R070C0104004 | 100-75-50 | 92-96-100% | 5012 |

H=922 mm

Wheels: Standard rubber Ø 125 mm
Cabinet capacity: 300 kg



CONFIGURE

CABINET WITH WHEELS WITH 5 DRAWERS 2X75 2X100 1X250

| ART. | drawers | | RAL |
|-----------------|-----------|------------|-----------|
| | | | |
| M32R070C01042PD | 100-75-50 | 92-96-100% | 7035+7016 |
| M32R070C0104208 | 100-75-50 | 92-96-100% | 7035 |
| M32R070C0104204 | 100-75-50 | 92-96-100% | 5012 |

H=922 mm

Wheels: Standard rubber Ø 125 mm
Cabinet capacity: 300 kg



CONFIGURE

CABINET WITH WHEELS WITH 6 DRAWERS 2X75 3X100 1X150

| ART. | drawers | | RAL |
|-----------------|-----------|------------|-----------|
| | | | |
| M32R070C01044PD | 100-75-50 | 92-96-100% | 7035+7016 |
| M32R070C0104408 | 100-75-50 | 92-96-100% | 7035 |
| M32R070C0104404 | 100-75-50 | 92-96-100% | 5012 |

H=922 mm

Wheels: Standard rubber Ø 125 mm
Cabinet capacity: 300 kg



DRAWER H 50 mm
Set consisting of 12 x 36 mm
4-channel dividers and 65 transversal
dividers



DRAWER H 75 mm
Set for thermoformed items



DRAWER H 200 mm
Set consisting of 2 x 455 mm
longitudinal slotted dividers and 3 x
200 mm transversal dividers



DRAWER H 300 mm
Set consisting of 1 x 455 mm
longitudinal slotted divider

Tools and thermoformed items not included



INTERNAL DIM. W x D



LOAD CAPACITY



EXTRACTION



RAL 7035 + RAL 7016



RAL 5012



RAL 7035



DIVIDING MATERIAL



| ART. | Suitable for drawer H mm | components | |
|-------------|--------------------------|--|--|
| FFH10051500 | 50/300 | 20 x Transversal divider W=36 mm 20 x Transversal divider W=47 mm 6 x 3-channel divider 5 x 4-channel divider 1 x Allen key holder | |



| ART. | Suitable for drawer H mm | components | |
|-------------|--------------------------|--|--|
| FFH10051000 | 50/300 | 3 x 3-channel divider 9 x 4-channel divider 12 x Transversal divider W=47 mm 36 x Transversal divider W=36 mm | |



| ART. | Suitable for drawer H mm | components | |
|-------------|--------------------------|--|--|
| FFH10051300 | 50/300 | 18 x Transversal divider W=47 mm 12 x Transversal divider W=73 mm 6 x 2-channel divider 6 x 3-channel divider | |



| ART. | Suitable for drawer H mm | components | |
|-------------|--------------------------|--|--|
| FFH10052100 | 50/300 | 12 x 4-channel divider 65 x Transversal divider W=36 mm | |



| ART. | Suitable for drawer H mm | components | |
|-------------|--------------------------|--|--|
| FFH10051600 | 50 | 12 x 150x75 mm Divider box 6 x 150x150 mm Divider box | |
| FFH10071600 | 75 | | |
| FFH10101600 | 100/125 | | |



| ART. | Suitable for drawer H mm | components | |
|-------------|--------------------------|--|--|
| FFH10051800 | 50 | 16 x 75x75 mm Divider box 8 x 150x75 mm Divider box 4 x 150x150 mm Divider box | |
| FFH10071800 | 75 | | |



DIVIDING MATERIAL



| ART. | Suitable for drawer H mm | components | |
|-------------|--------------------------|---|--|
| FFH10050500 | 50 | 2 x Longitudinal slotted divider W=457 mm 3 x Transversal divider w=202 mm | |
| FFH10070500 | 75 | | |
| FFH10100500 | 100/125 | | |
| FFH10150500 | 150/175 | | |
| FFH10200500 | 200/250 | | |
| FFH10300500 | 300 | | |



| ART. | Suitable for drawer H mm | components | |
|-------------|--------------------------|---|--|
| FFH10050300 | 50 | 3 x Longitudinal slotted divider W=457 mm 8 x Transversal divider W=151 mm | |
| FFH10070300 | 75 | | |
| FFH10100300 | 100/125 | | |
| FFH10150300 | 150/175 | | |
| FFH10200300 | 200/250 | | |



| ART. | Suitable for drawer H mm | components | |
|-------------|--------------------------|--|--|
| FFH10052200 | 50 | 5 x Longitudinal slotted divider W=457 mm 18 x Transversal divider W=100 mm | |
| FFH10072200 | 75 | | |
| FFH10102200 | 100/125 | | |
| FFH10152200 | 150/175 | | |



| ART. | Suitable for drawer H mm | components | |
|-------------|--------------------------|---|--|
| FFH84051300 | 50 | 2 x Longitudinal divider without slots W=457 mm | |
| FFH84071300 | 75 | | |
| FFH84101300 | 100/125 | | |
| FFH84151300 | 150/175 | | |
| FFH84201300 | 200/250 | | |





CABINET WITH 5 DRAWERS 3X100 1X150 1X300



CONFIGURE

| ART. | drawers | | RAL |
|-----------------|-----------|------------|-----------|
| | | | |
| M52A085C010AKPD | 100-75-50 | 92-96-100% | 7035+7016 |
| M52A085C010AK08 | 100-75-50 | 92-96-100% | 7035 |
| M52A085C010AK04 | 100-75-50 | 92-96-100% | 5012 |
| M52A085C010ALPD | 200 | 100% | 7035+7016 |
| M52A085C010AL08 | 200 | 100% | 7035 |
| M52A085C010AL04 | 200 | 100% | 5012 |

H=850 mm

CABINET WITH 6 DRAWERS 2X75 2X100 1X150 1X250



CONFIGURE

| ART. | drawers | | RAL |
|-----------------|-----------|------------|-----------|
| | | | |
| M52A085C010AMPD | 100-75-50 | 92-96-100% | 7035+7016 |
| M52A085C010AM08 | 100-75-50 | 92-96-100% | 7035 |
| M52A085C010AM04 | 100-75-50 | 92-96-100% | 5012 |
| M52A085C010ANPD | 200 | 100% | 7035+7016 |
| M52A085C010AN08 | 200 | 100% | 7035 |
| M52A085C010AN04 | 200 | 100% | 5012 |

H=850 mm

CABINET WITH 7 DRAWERS 1X50 2X75 2X100 1X150 1X200



CONFIGURE

| ART. | drawers | | RAL |
|-----------------|-----------|------------|-----------|
| | | | |
| M52A085C010AEPD | 100-75-50 | 92-96-100% | 7035+7016 |
| M52A085C010AE08 | 100-75-50 | 92-96-100% | 7035 |
| M52A085C010AE04 | 100-75-50 | 92-96-100% | 5012 |
| M52A085C010AFPD | 200 | 100% | 7035+7016 |
| M52A085C010AF08 | 200 | 100% | 7035 |
| M52A085C010AF04 | 200 | 100% | 5012 |

H=850 mm Drawers with H=50 mm are all with flexible extraction

CABINET WITH 6 DRAWERS 3X100 2X150 1X300



CONFIGURE

| ART. | drawers | | RAL |
|-----------------|-----------|------------|-----------|
| | | | |
| M52A100C010CQPD | 100-75-50 | 92-96-100% | 7035+7016 |
| M52A100C010CQ08 | 100-75-50 | 92-96-100% | 7035 |
| M52A100C010CQ04 | 100-75-50 | 92-96-100% | 5012 |
| M52A100C010CRPD | 200 | 100% | 7035+7016 |
| M52A100C010CR08 | 200 | 100% | 7035 |
| M52A100C010CR04 | 200 | 100% | 5012 |

H=1000 mm



CABINET WITH 7 DRAWERS 2X75 1X100 3X150 1X200



| ART. | drawers | | RAL |
|-----------------|-----------|------------|-----------|
| | KG | | |
| M52A100C010AWPD | 100-75-50 | 92-96-100% | 7035+7016 |
| M52A100C010AW08 | 100-75-50 | 92-96-100% | 7035 |
| M52A100C010AW04 | 100-75-50 | 92-96-100% | 5012 |
| M52A100C010BH04 | 200 | 100% | 7035+7016 |
| M52A100C010BH08 | 200 | 100% | 7035 |
| M52A100C010BH04 | 200 | 100% | 5012 |

CONFIGURE

H=1000 mm

CABINET WITH 8 DRAWERS 2X75 4X100 1X150 1X200



| ART. | drawers | | RAL |
|------------------|-----------|------------|-----------|
| | KG | | |
| M52A100C010CNP04 | 100-75-50 | 92-96-100% | 7035+7016 |
| M52A100C010CN08 | 100-75-50 | 92-96-100% | 7035 |
| M52A100C010CN04 | 100-75-50 | 92-96-100% | 5012 |
| M52A100C010CPP04 | 200 | 100% | 7035+7016 |
| M52A100C010CP08 | 200 | 100% | 7035 |
| M52A100C010CP04 | 200 | 100% | 5012 |

CONFIGURE

H=1000 mm

CABINET WITH 9 DRAWERS 2X75 2X100 1X150 3X200 1X300



| ART. | drawers | | RAL |
|-----------------|-----------|------------|-----------|
| | KG | | |
| M52A150C010FLPD | 100-75-50 | 92-96-100% | 7035+7016 |
| M52A150C010FL08 | 100-75-50 | 92-96-100% | 7035 |
| M52A150C010FL04 | 100-75-50 | 92-96-100% | 5012 |
| M52A150C010FMPD | 200 | 100% | 7035+7016 |
| M52A150C010FM08 | 200 | 100% | 7035 |
| M52A150C010FM04 | 200 | 100% | 5012 |

CONFIGURE

H=1500 mm

CABINET WITH 10 DRAWERS 2X75 3X100 1X150 4X200



| ART. | drawers | | RAL |
|------------------|-----------|------------|-----------|
| | KG | | |
| M52A150C010FNP04 | 100-75-50 | 92-96-100% | 7035+7016 |
| M52A150C010FN08 | 100-75-50 | 92-96-100% | 7035 |
| M52A150C010FN04 | 100-75-50 | 92-96-100% | 5012 |
| M52A150C010FPP04 | 200 | 100% | 7035+7016 |
| M52A150C010FP08 | 200 | 100% | 7035 |
| M52A150C010FP04 | 200 | 100% | 5012 |

CONFIGURE

H=1500 mm



INTERNAL DIM. WxD

LOAD CAPACITY

EXTRACTION

RAL 7035 + RAL 7016

RAL 5012

RAL 7035



CONFIGURE

CABINET WITH 11 DRAWERS 2X75 4X100 3X150 2X200

| ART. | drawers | | RAL |
|-----------------|-----------|------------|-----------|
| | | | |
| M52A150C010FQPD | 100-75-50 | 92-96-100% | 7035+7016 |
| M52A150C010FQ08 | 100-75-50 | 92-96-100% | 7035 |
| M52A150C010FQ04 | 100-75-50 | 92-96-100% | 5012 |
| M52A150C010FRPD | 200 | 100% | 7035+7016 |
| M52A150C010FR08 | 200 | 100% | 7035 |
| M52A150C010FR04 | 200 | 100% | 5012 |

H=1500 mm



CONFIGURE

CABINET WITH 7 DRAWERS 2XPR 2X75 1X100 3X150 1X200

| ART. | drawers | | RAL |
|-----------------|-----------|------------|-----------|
| | | | |
| M52A200C010FSPD | 100-75-50 | 92-96-100% | 7035+7016 |
| M52A200C010FS08 | 100-75-50 | 92-96-100% | 7035 |
| M52A200C010FS04 | 100-75-50 | 92-96-100% | 5012 |
| M52A200C010FTPD | 200 | 100% | 7035+7016 |
| M52A200C010FT08 | 200 | 100% | 7035 |
| M52A200C010FT04 | 200 | 100% | 5012 |

H=2000 mm



CONFIGURE

CABINET WITH DOORS WITH 3 DRAWERS 2XPR 2X100 1X150 2XPE

| ART. | drawers / retractable shelves | | RAL |
|-----------------|-------------------------------|------------|-----------|
| | | | |
| M52A200C010FWPD | 100-75-50 | 92-96-100% | 7035+7016 |
| M52A200C010FW08 | 100-75-50 | 92-96-100% | 7035 |
| M52A200C010FW04 | 100-75-50 | 92-96-100% | 5012 |
| M52A200C010FXPD | 200 | 100% | 7035+7016 |
| M52A200C010FX08 | 200 | 100% | 7035 |
| M52A200C010FX04 | 200 | 100% | 5012 |

H=2000 mm



CABINET WITH DOORS WITH 7 DRAWERS 3XPR 2X75 1X100 3X150 1X200

| ART. | drawers | | RAL |
|-----------------|-----------|------------|-----------|
| | | | |
| M52A200C010FYPD | 100-75-50 | 92-96-100% | 7035+7016 |
| M52A200C010FY08 | 100-75-50 | 92-96-100% | 7035 |
| M52A200C010FY04 | 100-75-50 | 92-96-100% | 5012 |
| M52A200C010FZPD | 200 | 100% | 7035+7016 |
| M52A200C010FZ08 | 200 | 100% | 7035 |
| M52A200C010FZ04 | 200 | 100% | 5012 |

H=2000 mm

CONFIGURE



CABINET WITH WHEELS WITH 4 DRAWERS 1X100 2X150 1X200

| ART. | drawers | | RAL |
|-----------------|-----------|------------|-----------|
| | | | |
| M52R070C01049PD | 100-75-50 | 92-96-100% | 7035+7016 |
| M52R070C0104908 | 100-75-50 | 92-96-100% | 7035 |
| M52R070C0104904 | 100-75-50 | 92-96-100% | 5012 |

H=922 mm

Wheels: Elastic rubber Ø 125 mm
Cabinet capacity: 750 kg

CONFIGURE



CABINET WITH WHEELS WITH 5 DRAWERS 2X75 1X100 1X150 1X200

| ART. | drawers | | RAL |
|-----------------|-----------|------------|-----------|
| | | | |
| M52R070C01031PD | 100-75-50 | 92-96-100% | 7035+7016 |
| M52R070C0103108 | 100-75-50 | 92-96-100% | 7035 |
| M52R070C0103104 | 100-75-50 | 92-96-100% | 5012 |

H=922 mm

Wheels: Elastic rubber Ø 125 mm
Cabinet capacity: 750 kg

CONFIGURE



CABINET WITH WHEELS WITH 6 DRAWERS 2X75 3X100 1X150

| ART. | drawers | | RAL |
|-----------------|-----------|------------|-----------|
| | | | |
| M52R070C01044PD | 100-75-50 | 92-96-100% | 7035+7016 |
| M52R070C0104408 | 100-75-50 | 92-96-100% | 7035 |
| M52R070C0104404 | 100-75-50 | 92-96-100% | 5012 |

H=922 mm

Wheels: Elastic rubber Ø 125 mm
Cabinet capacity: 750 kg

CONFIGURE





DIVIDING MATERIAL



| ART. | Suitable for drawer H mm | components | |
|-------------|--------------------------|--|--|
| FFH40051200 | 50/300 | 15 x Transversal divider W=36 mm 10 x Transversal divider W=47 mm 6 x Transversal divider W=73 mm 6 x 2-channel divider 6 x 3-channel divider 6 x 4-channel divider | |



| ART. | Suitable for drawer H mm | components | |
|-------------|--------------------------|---|--|
| FFH40051500 | 50/300 | 30 x Transversal divider W=36 mm 10 x Transversal divider W=47 mm 6 x 3-channel divider 12 x 4-channel divider | |



| ART. | Suitable for drawer H mm | components | |
|-------------|--------------------------|-----------------------------|--|
| FFH40051100 | 50 | 18 x 150x150 mm Divider box | |
| FFH40071100 | 75 | | |
| FFH40101100 | 100/125 | | |



| ART. | Suitable for drawer H mm | components | |
|-------------|--------------------------|---|--|
| FFH40051300 | 50 | 12 x 150x75 mm Divider box 12 x 150x150 mm Divider box | |
| FFH40071300 | 75 | | |
| FFH40101300 | 100/125 | | |



| ART. | Suitable for drawer H mm | components | |
|-------------|--------------------------|---|--|
| FFH40051600 | 50 | 20 x 75x75 mm Divider box 14 x 150x75 mm Divider box 6 x 150x150 mm Divider box | |
| FFH40071600 | 75 | | |



| ART. | Suitable for drawer H mm | components | |
|-------------|--------------------------|--|--|
| FFH40050300 | 50 | 5 x Longitudinal slotted divider W=457 mm 12 x Transversal divider W=151 mm | |
| FFH40070300 | 75 | | |
| FFH40100300 | 100/125 | | |
| FFH40150300 | 150/175 | | |
| FFH40200300 | 200/250 | | |



DIVIDING MATERIAL



| ART. | Suitable for drawer H mm | components |
|-------------|--------------------------|---|
| FFH40050500 | 50 | 4 x Longitudinal slotted divider W=457 mm 2 x Transversal divider W=151 mm 3 x Transversal divider W=202 mm |
| FFH40070500 | 75 | |
| FFH40100500 | 100/125 | |
| FFH40150500 | 150/175 | |
| FFH40200500 | 200/250 | |



| ART. | Suitable for drawer H mm | components |
|-------------|--------------------------|---|
| FFH40052000 | 50 | 2 x Longitudinal slotted divider W=457 mm 2 x Transversal divider W=304 mm |
| FFH40072000 | 75 | |
| FFH40102000 | 100/125 | |
| FFH40152000 | 150/175 | |
| FFH40202000 | 200/250 | |
| FFH40302000 | 300 | |



| ART. | Suitable for drawer H mm | components |
|-------------|--------------------------|--|
| FFH40050600 | 50 | 7 x Longitudinal slotted divider W=457 mm 12 x Transversal divider W=100 mm 2 x Transversal divider W=151 mm |
| FFH40070600 | 75 | |
| FFH40100600 | 100/125 | |





CONFIGURE

CABINET WITH 1 DRAWER 1X100

| ART. | drawers | | RAL |
|-----------------|-----------|------------|-----------|
| | | | |
| M23A020C01005PD | 100-75-50 | 92-96-100% | 7035+7016 |
| M23A020C0100508 | 100-75-50 | 92-96-100% | 7035 |
| M23A020C0100504 | 100-75-50 | 92-96-100% | 5012 |

H=200 mm



CONFIGURE

CABINET WITH 1 DRAWER 1X200

| ART. | drawers | | RAL |
|-----------------|-----------|------------|-----------|
| | | | |
| M23A030C01006PD | 100-75-50 | 92-96-100% | 7035+7016 |
| M23A030C0100608 | 100-75-50 | 92-96-100% | 7035 |
| M23A030C0100604 | 100-75-50 | 92-96-100% | 5012 |

H=300 mm



CONFIGURE

CABINET WITH 3 DRAWERS 1X50 1X100 1X150

| ART. | drawers | | RAL |
|-----------------|-----------|------------|-----------|
| | | | |
| M23A040C01001PD | 100-75-50 | 92-96-100% | 7035+7016 |
| M23A040C0100108 | 100-75-50 | 92-96-100% | 7035 |
| M23A040C0100104 | 100-75-50 | 92-96-100% | 5012 |

H=400 mm



CONFIGURE

CABINET WITH 3 DRAWERS 2X75 1X150

| ART. | drawers | | RAL |
|-----------------|-----------|------------|-----------|
| | | | |
| M23A040C01002PD | 100-75-50 | 92-96-100% | 7035+7016 |
| M23A040C0100208 | 100-75-50 | 92-96-100% | 7035 |
| M23A040C0100204 | 100-75-50 | 92-96-100% | 5012 |

H=400 mm



CONFIGURE

CABINET WITH 4 DRAWERS 2X75 1X150 1X200

| ART. | drawers | | RAL |
|-----------------|-----------|------------|-----------|
| | | | |
| M23A060C01020PD | 100-75-50 | 92-96-100% | 7035+7016 |
| M23A060C0102008 | 100-75-50 | 92-96-100% | 7035 |
| M23A060C0102004 | 100-75-50 | 92-96-100% | 5012 |

H=600 mm



CONFIGURE

CABINET WITH 5 DRAWERS 1X50 2X75 1X100 1X200

| ART. | drawers | | RAL |
|-----------------|-----------|------------|-----------|
| | | | |
| M23A060C01021PD | 100-75-50 | 92-96-100% | 7035+7016 |
| M23A060C0102108 | 100-75-50 | 92-96-100% | 7035 |
| M23A060C0102104 | 100-75-50 | 92-96-100% | 5012 |

H=600 mm



CONFIGURE

CABINET WITH 5 DRAWERS 2X75 1X100 1X150 1X200

| ART. | drawers | | RAL |
|-----------------|-----------|------------|-----------|
| | | | |
| M23A070C01031PD | 100-75-50 | 92-96-100% | 7035+7016 |
| M23A070C0103108 | 100-75-50 | 92-96-100% | 7035 |
| M23A070C0103104 | 100-75-50 | 92-96-100% | 5012 |

H=700 mm



CONFIGURE

CABINET WITH 4 DRAWERS 1X100 2X150 1X200

| ART. | drawers | | RAL |
|-----------------|-----------|------------|-----------|
| | | | |
| M23A070C01049PD | 100-75-50 | 92-96-100% | 7035+7016 |
| M23A070C0104908 | 100-75-50 | 92-96-100% | 7035 |
| M23A070C0104904 | 100-75-50 | 92-96-100% | 5012 |

H=700 mm



CONFIGURE

CABINET WITH 6 DRAWERS 1X50 2X75 2X100 1X200

| ART. | drawers | | RAL |
|-----------------|-----------|------------|-----------|
| | | | |
| M23A070C01032PD | 100-75-50 | 92-96-100% | 7035+7016 |
| M23A070C0103208 | 100-75-50 | 92-96-100% | 7035 |
| M23A070C0103204 | 100-75-50 | 92-96-100% | 5012 |

H=700 mm



CONFIGURE

CABINET WITH 4 DRAWERS 2X100 1X200 1X300

| ART. | drawers | | RAL |
|-----------------|-----------|------------|-----------|
| | | | |
| M23A080C01055PD | 100-75-50 | 92-96-100% | 7035+7016 |
| M23A080C0105508 | 100-75-50 | 92-96-100% | 7035 |
| M23A080C0105504 | 100-75-50 | 92-96-100% | 5012 |

H=800 mm





CONFIGURE

CABINET WITH 5 DRAWERS 1X50 2X100 1X150 1X300

| ART. | drawers | | RAL |
|-----------------|-----------|------------|-----------|
| | | | |
| M23A080C01054PD | 100-75-50 | 92-96-100% | 7035+7016 |
| M23A080C0105408 | 100-75-50 | 92-96-100% | 7035 |
| M23A080C0105404 | 100-75-50 | 92-96-100% | 5012 |

H=800 mm



CONFIGURE

CABINET WITH 6 DRAWERS 2X75 2X100 1X150 1X200

| ART. | drawers | | RAL |
|-----------------|-----------|------------|-----------|
| | | | |
| M23A080C01056PD | 100-75-50 | 92-96-100% | 7035+7016 |
| M23A080C0105608 | 100-75-50 | 92-96-100% | 7035 |
| M23A080C0105604 | 100-75-50 | 92-96-100% | 5012 |

H=800 mm



CONFIGURE

CABINET WITH 7 DRAWERS 1X50 2X75 2X100 2X150

| ART. | drawers | | RAL |
|-----------------|-----------|------------|-----------|
| | | | |
| M23A080C01066PD | 100-75-50 | 92-96-100% | 7035+7016 |
| M23A080C0106608 | 100-75-50 | 92-96-100% | 7035 |
| M23A080C0106604 | 100-75-50 | 92-96-100% | 5012 |

H=800 mm



CONFIGURE

CABINET WITH 7 DRAWERS 2X75 4X100 1X150

| ART. | drawers | | RAL |
|-----------------|-----------|------------|-----------|
| | | | |
| M23A080C01065PD | 100-75-50 | 92-96-100% | 7035+7016 |
| M23A080C0106508 | 100-75-50 | 92-96-100% | 7035 |
| M23A080C0106504 | 100-75-50 | 92-96-100% | 5012 |

H=800 mm



CONFIGURE

CABINET WITH DOOR WITH 1 DRAWER 1X75 1XPR 1XPE

| ART. | drawers / retractable shelves | | RAL |
|-----------------|-------------------------------|------------|-----------|
| | | | |
| M23A080C01069PD | 100-75-50 | 92-96-100% | 7035+7016 |
| M23A080C0106908 | 100-75-50 | 92-96-100% | 7035 |
| M23A080C0106904 | 100-75-50 | 92-96-100% | 5012 |

H=800 mm



CONFIGURE

CABINET WITH 4 DRAWERS 3X150 1X300

| ART. | drawers | | RAL |
|------------------|-----------|------------|-----------|
| | | | |
| M23A085C010AQPDP | 100-75-50 | 92-96-100% | 7035+7016 |
| M23A085C010AQ08 | 100-75-50 | 92-96-100% | 7035 |
| M23A085C010AQ04 | 100-75-50 | 92-96-100% | 5012 |

H=850 mm



CONFIGURE

CABINET WITH 5 DRAWERS 1X50 2X100 1X200 1X300

| ART. | drawers | | RAL |
|-----------------|-----------|------------|-----------|
| | | | |
| M23A085C01093PD | 100-75-50 | 92-96-100% | 7035+7016 |
| M23A085C0109308 | 100-75-50 | 92-96-100% | 7035 |
| M23A085C0109304 | 100-75-50 | 92-96-100% | 5012 |

H=850 mm



CONFIGURE

CABINET WITH 5 DRAWERS 2X100 1X150 2X200

| ART. | drawers | | RAL |
|-----------------|-----------|------------|-----------|
| | | | |
| M23A085C01090PD | 100-75-50 | 92-96-100% | 7035+7016 |
| M23A085C0109008 | 100-75-50 | 92-96-100% | 7035 |
| M23A085C0109004 | 100-75-50 | 92-96-100% | 5012 |

H=850 mm



CONFIGURE

CABINET WITH 6 DRAWERS 1X75 3X100 1X125 1X250

| ART. | drawers | | RAL |
|-----------------|-----------|------------|-----------|
| | | | |
| M23A085C01094PD | 100-75-50 | 92-96-100% | 7035+7016 |
| M23A085C0109408 | 100-75-50 | 92-96-100% | 7035 |
| M23A085C0109404 | 100-75-50 | 92-96-100% | 5012 |

H=850 mm



CONFIGURE

CABINET WITH 6 DRAWERS 1X50 2X100 2X150 1X200

| ART. | drawers | | RAL |
|-----------------|-----------|------------|-----------|
| | | | |
| M23A085C01091PD | 100-75-50 | 92-96-100% | 7035+7016 |
| M23A085C0109108 | 100-75-50 | 92-96-100% | 7035 |
| M23A085C0109104 | 100-75-50 | 92-96-100% | 5012 |

H=850 mm

PE: RETRACTABLE SHELF
PR: ADJUSTABLE SHELF



INTERNAL DIM. W x D



LOAD CAPACITY



EXTRACTION



RAL 7035 + RAL 7016



RAL 5012



RAL 7035



CONFIGURE

CABINET WITH 7 DRAWERS 1X50 2X75 2X100 1X150 1X200

| ART. | drawers | | RAL |
|-----------------|-----------|------------|-----------|
| | | | |
| M23A085C010AEPD | 100-75-50 | 92-96-100% | 7035+7016 |
| M23A085C010AE08 | 100-75-50 | 92-96-100% | 7035 |
| M23A085C010AE04 | 100-75-50 | 92-96-100% | 5012 |

H=850 mm



CONFIGURE

CABINET WITH 7 DRAWERS 2X75 3X100 2X150

| ART. | drawers | | RAL |
|-----------------|-----------|------------|-----------|
| | | | |
| M23A085C01095PD | 100-75-50 | 92-96-100% | 7035+7016 |
| M23A085C0109508 | 100-75-50 | 92-96-100% | 7035 |
| M23A085C0109504 | 100-75-50 | 92-96-100% | 5012 |

H=850 mm



CONFIGURE

CABINET WITH 8 DRAWERS 1X50 2X75 4X100 1X150

| ART. | drawers | | RAL |
|-----------------|-----------|------------|-----------|
| | | | |
| M23A085C01087PD | 100-75-50 | 92-96-100% | 7035+7016 |
| M23A085C0108708 | 100-75-50 | 92-96-100% | 7035 |
| M23A085C0108704 | 100-75-50 | 92-96-100% | 5012 |

H=850 mm



CONFIGURE

CABINET WITH WHEELS WITH 4 DRAWERS 2X75 1X150 1X200

| ART. | drawers | | RAL |
|-----------------|-----------|------------|-----------|
| | | | |
| M23R060C01020PD | 100-75-50 | 92-96-100% | 7035+7016 |
| M23R060C0102008 | 100-75-50 | 92-96-100% | 7035 |
| M23R060C0102004 | 100-75-50 | 92-96-100% | 5012 |

H=822 mm

Wheels: Standard rubber Ø 125 mm
Cabinet capacity: 300 kg



CONFIGURE

CABINET WITH WHEELS WITH 5 DRAWERS 1X50 2X75 1X100 1X200

| ART. | drawers | | RAL |
|-----------------|-----------|------------|-----------|
| | | | |
| M23R060C01021PD | 100-75-50 | 92-96-100% | 7035+7016 |
| M23R060C0102108 | 100-75-50 | 92-96-100% | 7035 |
| M23R060C0102104 | 100-75-50 | 92-96-100% | 5012 |

H=822 mm

Wheels: Standard rubber Ø 125 mm
Cabinet capacity: 300 kg



CONFIGURE

CABINET WITH WHEELS WITH 6 DRAWERS 4X75 2X100

| ART. | drawers | | RAL |
|-----------------|-----------|------------|-----------|
| | | | |
| M23R060C01022PD | 100-75-50 | 92-96-100% | 7035+7016 |
| M23R060C0102208 | 100-75-50 | 92-96-100% | 7035 |
| M23R060C0102204 | 100-75-50 | 92-96-100% | 5012 |

H=822 mm

Wheels: Standard rubber Ø 125 mm
Cabinet capacity: 300 kg



CONFIGURE

CABINET WITH WHEELS WITH 5 DRAWERS 2X75 1X100 1X150 1X200

| ART. | drawers | | RAL |
|-----------------|-----------|------------|-----------|
| | | | |
| M23R070C01031PD | 100-75-50 | 92-96-100% | 7035+7016 |
| M23R070C0103108 | 100-75-50 | 92-96-100% | 7035 |
| M23R070C0103104 | 100-75-50 | 92-96-100% | 5012 |

H=922 mm

Wheels: Standard rubber Ø 125 mm
Cabinet capacity: 300 kg



CONFIGURE

CABINET WITH WHEELS WITH 6 DRAWERS 1X50 2X75 2X100 1X200

| ART. | drawers | | RAL |
|-----------------|-----------|------------|-----------|
| | | | |
| M23R070C01032PD | 100-75-50 | 92-96-100% | 7035+7016 |
| M23R070C0103208 | 100-75-50 | 92-96-100% | 7035 |
| M23R070C0103204 | 100-75-50 | 92-96-100% | 5012 |

H=922 mm

Wheels: Standard rubber Ø 125 mm
Cabinet capacity: 300 kg



CONFIGURE

CABINET WITH WHEELS WITH 5 DRAWERS 1X50 2X100 1X150 1X300

| ART. | drawers | | RAL |
|-----------------|-----------|------------|-----------|
| | | | |
| M23R080C01054PD | 100-75-50 | 92-96-100% | 7035+7016 |
| M23R080C0105408 | 100-75-50 | 92-96-100% | 7035 |
| M23R080C0105404 | 100-75-50 | 92-96-100% | 5012 |

H=1022 mm

Wheels: Standard rubber Ø 125 mm
Cabinet capacity: 300 kg



CONFIGURE

CABINET WITH WHEELS WITH 5 DRAWERS 3X100 2X200

| ART. | drawers | | RAL |
|-----------------|-----------|------------|-----------|
| | | | |
| M23R080C01063PD | 100-75-50 | 92-96-100% | 7035+7016 |
| M23R080C0106308 | 100-75-50 | 92-96-100% | 7035 |
| M23R080C0106304 | 100-75-50 | 92-96-100% | 5012 |

H=1022 mm

Wheels: Standard rubber Ø 125 mm
Cabinet capacity: 300 kg



INTERNAL DIM. W x D

LOAD CAPACITY

EXTRACTION

RAL 7035 + RAL 7016

RAL 5012

RAL 7035



CONFIGURE

CABINET WITH WHEELS WITH 7 DRAWERS 2X75 4X100 1X150

| ART. | drawers | | RAL |
|-----------------|-----------|------------|-----------|
| | | | |
| M23R080C01065PD | 100-75-50 | 92-96-100% | 7035+7016 |
| M23R080C0106508 | 100-75-50 | 92-96-100% | 7035 |
| M23R080C0106504 | 100-75-50 | 92-96-100% | 5012 |

H=1022 mm

Wheels: Standard rubber Ø 125 mm
Cabinet capacity: 300 kg



CONFIGURE

CABINET WITH WHEELS WITH 7 DRAWERS 1X50 2X75 2X100 2X150

| ART. | drawers | | RAL |
|-----------------|-----------|------------|-----------|
| | | | |
| M23R080C01066PD | 100-75-50 | 92-96-100% | 7035+7016 |
| M23R080C0106608 | 100-75-50 | 92-96-100% | 7035 |
| M23R080C0106604 | 100-75-50 | 92-96-100% | 5012 |

H=1022 mm

Wheels: Standard rubber Ø 125 mm
Cabinet capacity: 300 kg





Tools and thermoformed items not included



DRAWER H 50 mm
Set consisting of 12 x 36 mm 4-channel dividers and 65 transversal dividers



DRAWER H 75 mm
Set for thermoformed items



DRAWER H 150 mm
Set consisting of 2 x 610 mm longitudinal slotted dividers and 3 x 149 mm transversal dividers



INTERNAL DIM. W x D



LOAD CAPACITY



EXTRACTION



RAL 7035 + RAL 7016



RAL 5012



RAL 7035



DIVIDING MATERIAL



| ART. | Suitable for drawer H mm | components | |
|-------------|--------------------------|--|--|
| FFH86050100 | 50/300 | 50 x Transversal divider W=36 mm 12 x 4-channel divider | |



| ART. | Suitable for drawer H mm | components | |
|-------------|--------------------------|--|--|
| FFH86050200 | 50/300 | 4 x 4-channel divider 8 x 3-channel divider 20 x Transversal divider W=36 mm 10 x Transversal divider W=47 mm | |



| ART. | Suitable for drawer H mm | components | |
|-------------|--------------------------|--|--|
| FFH86050300 | 50/300 | 4 x 3-channel divider 8 x 2-channel divider 20 x Transversal divider W=47 mm 10 x Transversal divider W=73 mm | |



| ART. | Suitable for drawer H mm | components | |
|-------------|--------------------------|--|--|
| FFH86051600 | 50 | 16 x 75x75 mm Divider box with fixed partition | |
| FFH86071600 | 75 | 16 x 75x75 mm Divider box 4 x 150x75 mm Divider box 2 x 150x150 mm Divider box | |



| ART. | Suitable for drawer H mm | components | |
|-------------|--------------------------|---|--|
| FFH86051700 | 50 | 16 x 75x75 mm Divider box | |
| FFH86071700 | 75 | 8 x 150x75 mm Divider box 4 x 150x150 mm Divider box | |



| ART. | Suitable for drawer H mm | components | |
|-------------|--------------------------|--|--|
| FFH86051800 | 50 | | |
| FFH86071800 | 75 | 12 x 150x75 mm Divider box 6 x 150x150 mm Divider box | |
| FFH86101800 | 100/125 | | |



DIVIDING MATERIAL



| ART. | Suitable for drawer H mm | components | |
|-------------|--------------------------|---|--|
| FFH86050700 | 50 | 1 x Longitudinal slotted divider W=610 mm 1 x Transversal divider W=202 mm 1 x Transversal divider W=253 mm | |
| FFH86070700 | 75 | | |
| FFH86100700 | 100/125 | | |
| FFH86150700 | 150/175 | | |
| FFH86200700 | 200/250 | | |
| FFH86300700 | 300 | | |




| ART. | Suitable for drawer H mm | components | |
|-------------|--------------------------|---|--|
| FFH86050800 | 50 | 2 x Longitudinal slotted divider W=610 mm 3 x Transversal divider W=151 mm | |
| FFH86070800 | 75 | | |
| FFH86100800 | 100/125 | | |
| FFH86150800 | 150/175 | | |
| FFH86200800 | 200/250 | | |
| FFH86300800 | 300 | | |




| ART. | Suitable for drawer H mm | components | |
|-------------|--------------------------|--|--|
| FFH86050900 | 50 | 2 x Longitudinal slotted divider W=610 mm 10 x Transversal divider W=151 mm | |
| FFH86070900 | 75 | | |
| FFH86100900 | 100/125 | | |
| FFH86150900 | 150/175 | | |
| FFH86200900 | 200/250 | | |



| ART. | Suitable for drawer H mm | components | |
|-------------|--------------------------|---|--|
| FFH86051000 | 50 | 3 x Longitudinal slotted divider W=610 mm 6 x Transversal divider W=100 mm 2 x Transversal divider W=151 mm | |
| FFH86071000 | 75 | | |
| FFH86101000 | 100/125 | | |
| FFH86151000 | 150/175 | | |



| ART. | Suitable for drawer H mm | components | |
|-------------|--------------------------|---|--|
| FFH86051300 | 50 | 2 x Longitudinal divider without slots W=610 mm | |
| FFH86071300 | 75 | | |
| FFH86101300 | 100/125 | | |
| FFH86151300 | 150/175 | | |
| FFH86201300 | 200/250 | | |
| FFH86301300 | 300 | | |



| ART. | Suitable for drawer H mm | components | |
|-------------|--------------------------|-------------------------------|--|
| FFH86051900 | 50/300 | 2 x Multi-purpose tool holder | |



CABINET WITH 4 DRAWERS 1X100 2X150 1X300



| ART. | drawers | | RAL |
|-----------------|-----------|------------|-----------|
| | KG | | |
| M33A080C01072PD | 100-75-50 | 92-96-100% | 7035+7016 |
| M33A080C0107208 | 100-75-50 | 92-96-100% | 7035 |
| M33A080C0107204 | 100-75-50 | 92-96-100% | 5012 |

H=800 mm

CONFIGURE

CABINET WITH 6 DRAWERS 2X75 2X100 1X150 1X200



| ART. | drawers | | RAL |
|-----------------|-----------|------------|-----------|
| | KG | | |
| M33A080C01056PD | 100-75-50 | 92-96-100% | 7035+7016 |
| M33A080C0105608 | 100-75-50 | 92-96-100% | 7035 |
| M33A080C0105604 | 100-75-50 | 92-96-100% | 5012 |

H=800 mm

CONFIGURE

CABINET WITH 4 DRAWERS 1X100 1X150 1X200 1X300



| ART. | drawers | | RAL |
|-----------------|-----------|------------|-----------|
| | KG | | |
| M33A085C01092PD | 100-75-50 | 92-96-100% | 7035+7016 |
| M33A085C0109208 | 100-75-50 | 92-96-100% | 7035 |
| M33A085C0109204 | 100-75-50 | 92-96-100% | 5012 |
| M33A085C010ASPD | 200 | 100% | 7035+7016 |
| M33A085C010AS08 | 200 | 100% | 7035 |
| M33A085C010AS04 | 200 | 100% | 5012 |

H=850 mm

CONFIGURE

CABINET WITH 5 DRAWERS 1X50 2X100 1X200 1X300



| ART. | drawers | | RAL |
|-----------------|-----------|------------|-----------|
| | KG | | |
| M33A085C01093PD | 100-75-50 | 92-96-100% | 7035+7016 |
| M33A085C0109308 | 100-75-50 | 92-96-100% | 7035 |
| M33A085C0109304 | 100-75-50 | 92-96-100% | 5012 |
| M33A085C010ATPD | 200 | 100% | 7035+7016 |
| M33A085C010AT08 | 200 | 100% | 7035 |
| M33A085C010AT04 | 200 | 100% | 5012 |

H=850 mm Drawers with H=50 mm are all with flexible extraction

CONFIGURE



CONFIGURE

CABINET WITH 5 DRAWERS 1X100 3X150 1X200

| ART. | drawers | | RAL |
|-----------------|-----------|------------|-----------|
| | | | |
| M33A085C01088PD | 100-75-50 | 92-96-100% | 7035+7016 |
| M33A085C0108808 | 100-75-50 | 92-96-100% | 7035 |
| M33A085C0108804 | 100-75-50 | 92-96-100% | 5012 |
| M33A085C010APPD | 200 | 100% | 7035+7016 |
| M33A085C010AP08 | 200 | 100% | 7035 |
| M33A085C010AP04 | 200 | 100% | 5012 |

H=850 mm



CONFIGURE

CABINET WITH 7 DRAWERS 1X50 2X75 2X100 1X150 1X200

| ART. | drawers | | RAL |
|-----------------|-----------|------------|-----------|
| | | | |
| M33A085C010AEPD | 100-75-50 | 92-96-100% | 7035+7016 |
| M33A085C010AE08 | 100-75-50 | 92-96-100% | 7035 |
| M33A085C010AE04 | 100-75-50 | 92-96-100% | 5012 |
| M33A085C010AFPD | 200 | 100% | 7035+7016 |
| M33A085C010AF08 | 200 | 100% | 7035 |
| M33A085C010AF04 | 200 | 100% | 5012 |

H=850 mm Drawers with H=50 mm are all with flexible extraction



CONFIGURE

CABINET WITH 7 DRAWERS 2X75 3X100 2X150

| ART. | drawers | | RAL |
|-----------------|-----------|------------|-----------|
| | | | |
| M33A085C01095PD | 100-75-50 | 92-96-100% | 7035+7016 |
| M33A085C0109508 | 100-75-50 | 92-96-100% | 7035 |
| M33A085C0109504 | 100-75-50 | 92-96-100% | 5012 |
| M33A085C010AUPD | 200 | 100% | 7035+7016 |
| M33A085C010AU08 | 200 | 100% | 7035 |
| M33A085C010AU04 | 200 | 100% | 5012 |

H=850 mm



CONFIGURE

CABINET WITH 8 DRAWERS 1X50 2X75 4X100 1X150

| ART. | drawers | | RAL |
|-----------------|-----------|------------|-----------|
| | | | |
| M33A085C01087PD | 100-75-50 | 92-96-100% | 7035+7016 |
| M33A085C0108708 | 100-75-50 | 92-96-100% | 7035 |
| M33A085C0108704 | 100-75-50 | 92-96-100% | 5012 |
| M33A085C010AVPD | 200 | 100% | 7035+7016 |
| M33A085C010AV08 | 200 | 100% | 7035 |
| M33A085C010AV04 | 200 | 100% | 5012 |

H=850 mm Drawers with H=50 mm are all with flexible extraction



INTERNAL DIM. W x D

LOAD CAPACITY

EXTRACTION

RAL 7035 + RAL 7016

RAL 5012

RAL 7035



CONFIGURE

CABINET WITH 6 DRAWERS 1X50 3X150 2X200

| ART. | drawers | | RAL |
|-----------------|-----------|------------|-----------|
| | KG | | |
| M33A100C010CZPD | 100-75-50 | 92-96-100% | 7035+7016 |
| M33A100C010CZ08 | 100-75-50 | 92-96-100% | 7035 |
| M33A100C010CZ04 | 100-75-50 | 92-96-100% | 5012 |
| M33A100C010DAPD | 200 | 100% | 7035+7016 |
| M33A100C010DA08 | 200 | 100% | 7035 |
| M33A100C010DA04 | 200 | 100% | 5012 |

H=1000 mm Drawers with H=50 mm are all with flexible extraction



CONFIGURE

CABINET WITH 6 DRAWERS 1X100 4X150 1X200

| ART. | drawers | | RAL |
|-----------------|-----------|------------|-----------|
| | KG | | |
| M33A100C010DBPD | 100-75-50 | 92-96-100% | 7035+7016 |
| M33A100C010DB08 | 100-75-50 | 92-96-100% | 7035 |
| M33A100C010DB04 | 100-75-50 | 92-96-100% | 5012 |
| M33A100C010DCPD | 200 | 100% | 7035+7016 |
| M33A100C010DC08 | 200 | 100% | 7035 |
| M33A100C010DC04 | 200 | 100% | 5012 |

H=1000 mm



CONFIGURE

CABINET WITH 7 DRAWERS 1X50 2X75 2X100 1X200 1X300

| ART. | drawers | | RAL |
|-----------------|-----------|------------|-----------|
| | KG | | |
| M33A100C010BNPD | 100-75-50 | 92-96-100% | 7035+7016 |
| M33A100C010BN08 | 100-75-50 | 92-96-100% | 7035 |
| M33A100C010BN04 | 100-75-50 | 92-96-100% | 5012 |
| M33A100C010BPPD | 200 | 100% | 7035+7016 |
| M33A100C010BP08 | 200 | 100% | 7035 |
| M33A100C010BP04 | 200 | 100% | 5012 |

H=1000 mm Drawers with H=50 mm are all with flexible extraction



CONFIGURE

CABINET WITH 7 DRAWERS 2X75 1X100 3X150 1X200

| ART. | drawers | | RAL |
|-----------------|-----------|------------|-----------|
| | KG | | |
| M33A100C010AWPD | 100-75-50 | 92-96-100% | 7035+7016 |
| M33A100C010AW08 | 100-75-50 | 92-96-100% | 7035 |
| M33A100C010AW04 | 100-75-50 | 92-96-100% | 5012 |
| M33A100C010BHPD | 200 | 100% | 7035+7016 |
| M33A100C010BH08 | 200 | 100% | 7035 |
| M33A100C010BH04 | 200 | 100% | 5012 |

H=1000 mm



CONFIGURE

CABINET WITH 8 DRAWERS 1X50 2X75 2X100 2X150 1X200

| ART. | drawers | | RAL |
|-----------------|-----------|------------|-----------|
| | | | |
| M33A100C010CUPD | 100-75-50 | 92-96-100% | 7035+7016 |
| M33A100C010CU08 | 100-75-50 | 92-96-100% | 7035 |
| M33A100C010CU04 | 100-75-50 | 92-96-100% | 5012 |
| M33A100C010CVPD | 200 | 100% | 7035+7016 |
| M33A100C010CV08 | 200 | 100% | 7035 |
| M33A100C010CV04 | 200 | 100% | 5012 |

H=1000 mm Drawers with H=50 mm are all with flexible extraction



CONFIGURE

CABINET WITH 8 DRAWERS 2X75 3X100 3X150

| ART. | drawers | | RAL |
|-----------------|-----------|------------|-----------|
| | | | |
| M33A100C010DDPD | 100-75-50 | 92-96-100% | 7035+7016 |
| M33A100C010DD08 | 100-75-50 | 92-96-100% | 7035 |
| M33A100C010DD04 | 100-75-50 | 92-96-100% | 5012 |
| M33A100C010DEPD | 200 | 100% | 7035+7016 |
| M33A100C010DE08 | 200 | 100% | 7035 |
| M33A100C010DE04 | 200 | 100% | 5012 |

H=1000 mm



CONFIGURE

CABINET WITH 9 DRAWERS 9X100

| ART. | drawers | | RAL |
|-----------------|-----------|------------|-----------|
| | | | |
| M33A100C010BLPD | 100-75-50 | 92-96-100% | 7035+7016 |
| M33A100C010BL08 | 100-75-50 | 92-96-100% | 7035 |
| M33A100C010BL04 | 100-75-50 | 92-96-100% | 5012 |
| M33A100C010BMPD | 200 | 100% | 7035+7016 |
| M33A100C010BM08 | 200 | 100% | 7035 |
| M33A100C010BM04 | 200 | 100% | 5012 |

H=1000 mm



CONFIGURE

CABINET WITH 10 DRAWERS 1X50 2X75 7X100

| ART. | drawers | | RAL |
|-----------------|-----------|------------|-----------|
| | | | |
| M33A100C010DFPD | 100-75-50 | 92-96-100% | 7035+7016 |
| M33A100C010DF08 | 100-75-50 | 92-96-100% | 7035 |
| M33A100C010DF04 | 100-75-50 | 92-96-100% | 5012 |
| M33A100C010DGPD | 200 | 100% | 7035+7016 |
| M33A100C010DG08 | 200 | 100% | 7035 |
| M33A100C010DG04 | 200 | 100% | 5012 |

H=1000 mm Drawers with H=50 mm are all with flexible extraction



INTERNAL DIM. W x D



LOAD CAPACITY



EXTRACTION



RAL 7035 + RAL 7016




RAL 5012



RAL 7035





DRAWER H 50 mm
Set consisting of 16 x 36 mm 4-channel dividers and 65 transversal dividers



DRAWER H 75 mm
Set for thermoformed items



DRAWER H 75 mm
Set for thermoformed items



DRAWER H 100 mm
Set for thermoformed items



DRAWER H 100 mm
Set consisting of 3 x 610 mm longitudinal slotted dividers and 15 x 149 mm transversal dividers



DRAWER H 200 mm
Set consisting of 2 x 610 mm longitudinal slotted dividers and 3 x 200 mm transversal dividers



DRAWER H 300 mm
Set consisting of 1 x 610 mm longitudinal slotted divider



Available in various sizes

Tools and thermoformed items not included



CONFIGURE

CABINET WITH DOORS WITH 2 DRAWERS 2X75 2XPE

| ART. | drawers / retractable shelves | | RAL |
|-----------------|-------------------------------|------------|-----------|
| | | | |
| M33A100C010LJPD | 100-75-50 | 92-96-100% | 7035+7016 |
| M33A100C010LJ08 | 100-75-50 | 92-96-100% | 7035 |
| M33A100C010LJ04 | 100-75-50 | 92-96-100% | 5012 |
| M33A100C010LKPD | 200 | 100% | 7035+7016 |
| M33A100C010LK08 | 200 | 100% | 7035 |
| M33A100C010LK04 | 200 | 100% | 5012 |

H=1022 mm



CONFIGURE

CABINET WITH DOORS 2XPR 2XPE

| ART. | retractable shelves | | RAL |
|-----------------|---------------------|------------|-----------|
| | | | |
| M33A100C010LMPD | 100-75-50 | 92-96-100% | 7035+7016 |
| M33A100C010LM08 | 100-75-50 | 92-96-100% | 7035 |
| M33A100C010LM04 | 100-75-50 | 92-96-100% | 5012 |
| M33A100C010LNPD | 200 | 100% | 7035+7016 |
| M33A100C010LN08 | 200 | 100% | 7035 |
| M33A100C010LN04 | 200 | 100% | 5012 |

H=1022 mm



CONFIGURE

CABINET WITH DOORS WITH 4 DRAWERS 4X75

| ART. | drawers | | RAL |
|-----------------|-----------|------------|-----------|
| | | | |
| M33A100C010CCPD | 100-75-50 | 92-96-100% | 7035+7016 |
| M33A100C010CC08 | 100-75-50 | 92-96-100% | 7035 |
| M33A100C010CC04 | 100-75-50 | 92-96-100% | 5012 |
| M33A100C010CDPD | 200 | 100% | 7035+7016 |
| M33A100C010CD08 | 200 | 100% | 7035 |
| M33A100C010CD04 | 200 | 100% | 5012 |

H=1022 mm



CONFIGURE

CABINET WITH DOORS WITH 3 DRAWERS 1X125 2X75 2XPE

| ART. | drawers / retractable shelves | | RAL |
|-----------------|-------------------------------|------------|-----------|
| | | | |
| M33A100C010LRPD | 100-75-50 | 92-96-100% | 7035+7016 |
| M33A100C010LR08 | 100-75-50 | 92-96-100% | 7035 |
| M33A100C010LR04 | 100-75-50 | 92-96-100% | 5012 |
| M33A100C010LSPD | 200 | 100% | 7035+7016 |
| M33A100C010LS08 | 200 | 100% | 7035 |
| M33A100C010LS04 | 200 | 100% | 5012 |

H=1022 mm



CONFIGURE

CABINET WITH DOORS WITH 5 DRAWERS 1X50 2X75 2X100 1XPE

| ART. | drawers / retractable shelves | | RAL |
|-----------------|-------------------------------|------------|-----------|
| | KG | | |
| M33A100C010LTPD | 100-75-50 | 92-96-100% | 7035+7016 |
| M33A100C010LT08 | 100-75-50 | 92-96-100% | 7035 |
| M33A100C010LT04 | 100-75-50 | 92-96-100% | 5012 |
| M33A100C010LUPD | 200 | 100% | 7035+7016 |
| M33A100C010LU08 | 200 | 100% | 7035 |
| M33A100C010LU04 | 200 | 100% | 5012 |

H=1022 mm Drawers with H=50 mm are all with flexible extraction



CONFIGURE

CABINET WITH DOORS WITH 5 DRAWERS 1X50 4X75 1XPE

| ART. | drawers / retractable shelves | | RAL |
|-----------------|-------------------------------|------------|-----------|
| | KG | | |
| M33A100C010LVPD | 100-75-50 | 92-96-100% | 7035+7016 |
| M33A100C010LV08 | 100-75-50 | 92-96-100% | 7035 |
| M33A100C010LV04 | 100-75-50 | 92-96-100% | 5012 |
| M33A100C010LWPD | 200 | 100% | 7035+7016 |
| M33A100C010LW08 | 200 | 100% | 7035 |
| M33A100C010LW04 | 200 | 100% | 5012 |

H=1022 mm Drawers with H=50 mm are all with flexible extraction



CONFIGURE

CABINET WITH SLIDING DOORS WITH 4 DRAWERS 4X75 2XPE

| ART. | drawers / retractable shelves | | RAL |
|-----------------|-------------------------------|------------|-----------|
| | KG | | |
| M33D100C010GYPD | 100-75-50 | 92-96-100% | 7035+7016 |
| M33D100C010GY08 | 100-75-50 | 92-96-100% | 7035 |
| M33D100C010GY04 | 100-75-50 | 92-96-100% | 5012 |
| M33D100C010GZPD | 200 | 100% | 7035+7016 |
| M33D100C010GZ08 | 200 | 100% | 7035 |
| M33D100C010GZ04 | 200 | 100% | 5012 |

H=1022 mm



CONFIGURE

CABINET WITH SLIDING DOORS 4XPR 2XPE

| ART. | retractable shelves | | RAL |
|-----------------|---------------------|------------|-----------|
| | KG | | |
| M33D100C010JAPD | 100-75-50 | 92-96-100% | 7035+7016 |
| M33D100C010JA08 | 100-75-50 | 92-96-100% | 7035 |
| M33D100C010JA04 | 100-75-50 | 92-96-100% | 5012 |
| M33D100C010JBPD | 200 | 100% | 7035+7016 |
| M33D100C010JB08 | 200 | 100% | 7035 |
| M33D100C010JB04 | 200 | 100% | 5012 |

H=1022 mm

PE: RETRACTABLE SHELF
PR: ADJUSTABLE SHELF



INTERNAL DIM. W x D

LOAD CAPACITY

EXTRACTION

RAL 7035 + RAL 7016

RAL 5012

RAL 7035



CONFIGURE

CABINET WITH SLIDING DOORS WITH 4 DRAWERS 4X75 4XPE

| ART. | drawers / retractable shelves | | RAL |
|-----------------|-------------------------------|------------|-----------|
| | | | |
| M33D100C010HEPD | 100-75-50 | 92-96-100% | 7035+7016 |
| M33D100C010HE08 | 100-75-50 | 92-96-100% | 7035 |
| M33D100C010HE04 | 100-75-50 | 92-96-100% | 5012 |
| M33D100C010HFPD | 200 | 100% | 7035+7016 |
| M33D100C010HF08 | 200 | 100% | 7035 |
| M33D100C010HF04 | 200 | 100% | 5012 |

H=1022 mm



CONFIGURE

CABINET WITH 9 DRAWERS 2X75 2X100 1X150 3X200 1X300

| ART. | drawers | | RAL |
|-----------------|-----------|------------|-----------|
| | | | |
| M33A150C010LXPD | 100-75-50 | 92-96-100% | 7035+7016 |
| M33A150C010LX08 | 100-75-50 | 92-96-100% | 7035 |
| M33A150C010LX04 | 100-75-50 | 92-96-100% | 5012 |
| M33A150C010LYPD | 200 | 100% | 7035+7016 |
| M33A150C010LY08 | 200 | 100% | 7035 |
| M33A150C010LY04 | 200 | 100% | 5012 |

H=1500 mm



CONFIGURE

CABINET WITH 9 DRAWERS 2X100 6X150 1X300

| ART. | drawers | | RAL |
|-----------------|-----------|------------|-----------|
| | | | |
| M33A150C010FJPD | 100-75-50 | 92-96-100% | 7035+7016 |
| M33A150C010FJ08 | 100-75-50 | 92-96-100% | 7035 |
| M33A150C010FJ04 | 100-75-50 | 92-96-100% | 5012 |
| M33A150C010FKPD | 200 | 100% | 7035+7016 |
| M33A150C010FK08 | 200 | 100% | 7035 |
| M33A150C010FK04 | 200 | 100% | 5012 |

H=1500 mm



CONFIGURE

CABINET WITH 10 DRAWERS 1X50 4X100 1X150 4X200

| ART. | drawers | | RAL |
|-----------------|-----------|------------|-----------|
| | | | |
| M33A150C010LZPD | 100-75-50 | 92-96-100% | 7035+7016 |
| M33A150C010LZ08 | 100-75-50 | 92-96-100% | 7035 |
| M33A150C010LZ04 | 100-75-50 | 92-96-100% | 5012 |
| M33A150C010MAPD | 200 | 100% | 7035+7016 |
| M33A150C010MA08 | 200 | 100% | 7035 |
| M33A150C010MA04 | 200 | 100% | 5012 |

H=1500 mm Drawers with H=50 mm are all with flexible extraction



CONFIGURE

CABINET WITH DOORS WITH 3 DRAWERS 2X75 1X150 2XPE

| ART. | drawers / retractable shelves | | RAL |
|-----------------|-------------------------------|------------|-----------|
| | | | |
| M33A150C010LAPD | 100-75-50 | 92-96-100% | 7035+7016 |
| M33A150C010LA08 | 100-75-50 | 92-96-100% | 7035 |
| M33A150C010LA04 | 100-75-50 | 92-96-100% | 5012 |
| M33A150C010LPBD | 200 | 100% | 7035+7016 |
| M33A150C010LB08 | 200 | 100% | 7035 |
| M33A150C010LB04 | 200 | 100% | 5012 |

H=1500 mm



CONFIGURE

CABINET WITH DOORS 3XPR 2XPE

| ART. | retractable shelves | | RAL |
|-----------------|---------------------|------------|-----------|
| | | | |
| M33A150C010LCPD | 100-75-50 | 92-96-100% | 7035+7016 |
| M33A150C010LC08 | 100-75-50 | 92-96-100% | 7035 |
| M33A150C010LC04 | 100-75-50 | 92-96-100% | 5012 |
| M33A150C010LDPD | 200 | 100% | 7035+7016 |
| M33A150C010LD08 | 200 | 100% | 7035 |
| M33A150C010LD04 | 200 | 100% | 5012 |

H=1500 mm



CONFIGURE

CABINET WITH DOORS WITH 5 DRAWERS 2X75 3X150

| ART. | drawers | | RAL |
|-----------------|-----------|------------|-----------|
| | | | |
| M33A150C010LEPD | 100-75-50 | 92-96-100% | 7035+7016 |
| M33A150C010LE08 | 100-75-50 | 92-96-100% | 7035 |
| M33A150C010LE04 | 100-75-50 | 92-96-100% | 5012 |
| M33A150C010LFPD | 200 | 100% | 7035+7016 |
| M33A150C010LF08 | 200 | 100% | 7035 |
| M33A150C010LF04 | 200 | 100% | 5012 |

H=1500 mm



PE: RETRACTABLE SHELF
PR: ADJUSTABLE SHELF



INTERNAL DIM. W x D



LOAD CAPACITY



EXTRACTION



RAL 7035 + RAL 7016



RAL 5012



RAL 7035



CABINET WITH 7 DRAWERS 2XPR 2X75 1X100 3X150 1X200

| ART. | drawers | | RAL |
|-----------------|-----------|------------|-----------|
| | | | |
| M33A200C010FSPD | 100-75-50 | 92-96-100% | 7035+7016 |
| M33A200C010FS08 | 100-75-50 | 92-96-100% | 7035 |
| M33A200C010FS04 | 100-75-50 | 92-96-100% | 5012 |
| M33A200C010FTPD | 200 | 100% | 7035+7016 |
| M33A200C010FT08 | 200 | 100% | 7035 |
| M33A200C010FT04 | 200 | 100% | 5012 |

H=2000 mm

CONFIGURE



CABINET WITH DOORS WITH 3 DRAWERS 2XPR 2X100 1X150 2XPE

| ART. | drawers / retractable shelves | | RAL |
|-----------------|-------------------------------|------------|-----------|
| | | | |
| M33A200C010FWPD | 100-75-50 | 92-96-100% | 7035+7016 |
| M33A200C010FW08 | 100-75-50 | 92-96-100% | 7035 |
| M33A200C010FW04 | 100-75-50 | 92-96-100% | 5012 |
| M33A200C010FXPD | 200 | 100% | 7035+7016 |
| M33A200C010FX08 | 200 | 100% | 7035 |
| M33A200C010FX04 | 200 | 100% | 5012 |

H=2000 mm

CONFIGURE



CABINET WITH DOORS WITH 7 DRAWERS 3XPR 2X75 1X100 3X150 1X200

| ART. | drawers | | RAL |
|-----------------|-----------|------------|-----------|
| | | | |
| M33A200C010FYPD | 100-75-50 | 92-96-100% | 7035+7016 |
| M33A200C010FY08 | 100-75-50 | 92-96-100% | 7035 |
| M33A200C010FY04 | 100-75-50 | 92-96-100% | 5012 |
| M33A200C010FZPD | 200 | 100% | 7035+7016 |
| M33A200C010FZ08 | 200 | 100% | 7035 |
| M33A200C010FZ04 | 200 | 100% | 5012 |

H=2000 mm

CONFIGURE



CONFIGURE

CABINET WITH WHEELS WITH 3 DRAWERS 1X100 1X200 1X300

| ART. | drawers | | RAL |
|-----------------|-----------|------------|-----------|
| | | | |
| M33R070C01029PD | 100-75-50 | 92-96-100% | 7035+7016 |
| M33R070C0102908 | 100-75-50 | 92-96-100% | 7035 |
| M33R070C0102904 | 100-75-50 | 92-96-100% | 5012 |

H=922 mm Wheels: Elastic rubber Ø 125 mm
Cabinet capacity: 750 kg



CONFIGURE

CABINET WITH WHEELS WITH 5 DRAWERS 1X50 2X100 1X150 1X200

| ART. | drawers | | RAL |
|-----------------|-----------|------------|-----------|
| | | | |
| M33R070C01040PD | 100-75-50 | 92-96-100% | 7035+7016 |
| M33R070C0104008 | 100-75-50 | 92-96-100% | 7035 |
| M33R070C0104004 | 100-75-50 | 92-96-100% | 5012 |

H=922 mm Wheels: Elastic rubber Ø 125 mm
Cabinet capacity: 750 kg



CONFIGURE

CABINET WITH WHEELS WITH 6 DRAWERS 2X75 3X100 1X150

| ART. | drawers | | RAL |
|-----------------|-----------|------------|-----------|
| | | | |
| M33R070C01044PD | 100-75-50 | 92-96-100% | 7035+7016 |
| M33R070C0104408 | 100-75-50 | 92-96-100% | 7035 |
| M33R070C0104404 | 100-75-50 | 92-96-100% | 5012 |

H=922 mm Wheels: Elastic rubber Ø 125 mm
Cabinet capacity: 750 kg



CONFIGURE

CABINET WITH WHEELS WITH 7 DRAWERS 2X75 2X100 2X125 1X150

| ART. | drawers | | RAL |
|-----------------|-----------|------------|-----------|
| | | | |
| M33R085C010ACPD | 100-75-50 | 92-96-100% | 7035+7016 |
| M33R085C010AC08 | 100-75-50 | 92-96-100% | 7035 |
| M33R085C010AC04 | 100-75-50 | 92-96-100% | 5012 |

H=1072 mm Wheels: Elastic rubber Ø 125 mm
Cabinet capacity: 750 kg



CONFIGURE

CABINET WITH WHEELS WITH 8 DRAWERS 4X75 3X100 1X150

| ART. | drawers | | RAL |
|-----------------|-----------|------------|-----------|
| | | | |
| M33R085C010AGPD | 100-75-50 | 92-96-100% | 7035+7016 |
| M33R085C010AG08 | 100-75-50 | 92-96-100% | 7035 |
| M33R085C010AG04 | 100-75-50 | 92-96-100% | 5012 |

H=1072 mm Wheels: Elastic rubber Ø 125 mm
Cabinet capacity: 750 kg

PE: RETRACTABLE SHELF
PR: ADJUSTABLE SHELF



DIVIDING MATERIAL



| ART. | Suitable for drawer H mm | components | |
|-------------|--------------------------|--|--|
| FFH20051500 | 50/300 | 35 x Transversal divider W=73 mm 16 x 2-channel divider | |



| ART. | Suitable for drawer H mm | components | |
|-------------|--------------------------|--|--|
| FFH20051600 | 50/300 | 50 x Transversal divider W=47 mm 16 x 3-channel divider | |




| ART. | Suitable for drawer H mm | components | |
|-------------|--------------------------|--|--|
| FFH20051700 | 50/300 | 65 x Transversal divider W=36 mm 16 x 4-channel divider | |



| ART. | Suitable for drawer H mm | components | |
|-------------|--------------------------|---|--|
| FFH20052000 | 50/300 | 30 x Transversal divider W=36 mm 20 x Transversal divider W=47 mm 10 x Transversal divider W=73 mm 4 x 2-channel divider 8 x 3-channel divider 4 x 4-channel divider | |



| ART. | Suitable for drawer H mm | components | |
|-------------|--------------------------|--|--|
| FFH20052100 | 50/300 | 8 x 3-channel divider 8 x 4-channel divider 16 x Transversal divider W=47 mm 24 x Transversal divider W=36 mm | |



| ART. | Suitable for drawer H mm | components | |
|-------------|--------------------------|---|--|
| FFH20051200 | 50 | 16 x 75x75 mm Divider box 16 x 150x75 mm Divider box | |
| FFH20071200 | 75 | 4 x 150x150 mm Divider box | |




DIVIDING MATERIAL



| ART. | Suitable for drawer H mm | components | |
|-------------|--------------------------|--|--|
| FFH20051300 | 50 | 16 x 150x75 mm Divider box 8 x 150x150 mm Divider box | |
| FFH20071300 | 75 | | |
| FFH20101300 | 100/125 | | |



| ART. | Suitable for drawer H mm | components | |
|-------------|--------------------------|---|--|
| FFH20050500 | 50 | 1 x Longitudinal slotted divider W=610 mm 2 x Transversal divider W=304 mm | |
| FFH20070500 | 75 | | |
| FFH20100500 | 100/125 | | |
| FFH20150500 | 150/175 | | |
| FFH20200500 | 200/250 | | |
| FFH20300500 | 300 | | |



| ART. | Suitable for drawer H mm | components | |
|-------------|--------------------------|---|--|
| FFH20050600 | 50 | 2 x Longitudinal slotted divider W=610 mm 3 x Transversal divider W=202 mm | |
| FFH20070600 | 75 | | |
| FFH20100600 | 100/125 | | |
| FFH20150600 | 150/175 | | |
| FFH20200600 | 200/250 | | |
| FFH20300600 | 300 | | |



| ART. | Suitable for drawer H mm | components | |
|-------------|--------------------------|--|--|
| FFH20050700 | 50 | 3 x Longitudinal slotted divider W=610 mm 15 x Transversal divider W=151 mm | |
| FFH20070700 | 75 | | |
| FFH20100700 | 100/125 | | |
| FFH20150700 | 150/175 | | |
| FFH20200700 | 200/250 | | |



| ART. | Suitable for drawer H mm | components | |
|-------------|--------------------------|--|--|
| FFH20050800 | 50 | 4 x Longitudinal slotted divider W=610 mm 9 x Transversal divider W=151 mm 12 x Transversal divider W=100 mm | |
| FFH20070800 | 75 | | |
| FFH20100800 | 100/125 | | |



| ART. | Suitable for drawer H mm | components | |
|-------------|--------------------------|--|--|
| FFH20050900 | 50 | 5 x Longitudinal slotted divider W=610 mm 20 x Transversal divider W=100 mm | |
| FFH20070900 | 75 | | |
| FFH20100900 | 100/125 | | |
| FFH20150900 | 150/175 | | |



CABINET WITH 7 DRAWERS 1X50 2X75 2X100 1X150 1X200



| ART. | drawers | | RAL |
|-----------------|-----------|------------|-----------|
| | | | |
| M43A085C010AEPD | 100-75-50 | 92-96-100% | 7035+7016 |
| M43A085C010AE08 | 100-75-50 | 92-96-100% | 7035 |
| M43A085C010AE04 | 100-75-50 | 92-96-100% | 5012 |
| M43A085C010AFPD | 200 | 100% | 7035+7016 |
| M43A085C010AF08 | 200 | 100% | 7035 |
| M43A085C010AF04 | 200 | 100% | 5012 |

CONFIGURE

H=850 mm Drawers with H=50 mm are all with flexible extraction

CABINET WITH 7 DRAWERS 2X75 2X100 2X125 1X150



| ART. | drawers | | RAL |
|-----------------|-----------|------------|-----------|
| | | | |
| M43A085C010ACPD | 100-75-50 | 92-96-100% | 7035+7016 |
| M43A085C010AC08 | 100-75-50 | 92-96-100% | 7035 |
| M43A085C010AC04 | 100-75-50 | 92-96-100% | 5012 |
| M43A085C010ADPD | 200 | 100% | 7035+7016 |
| M43A085C010AD08 | 200 | 100% | 7035 |
| M43A085C010AD04 | 200 | 100% | 5012 |

CONFIGURE

H=850 mm

CABINET WITH 8 DRAWERS 4X75 3X100 1X150



| ART. | drawers | | RAL |
|-----------------|-----------|------------|-----------|
| | | | |
| M43A085C010AGPD | 100-75-50 | 92-96-100% | 7035+7016 |
| M43A085C010AG08 | 100-75-50 | 92-96-100% | 7035 |
| M43A085C010AG04 | 100-75-50 | 92-96-100% | 5012 |
| M43A085C010AHPD | 200 | 100% | 7035+7016 |
| M43A085C010AH08 | 200 | 100% | 7035 |
| M43A085C010AH04 | 200 | 100% | 5012 |

CONFIGURE

H=850 mm

CABINET WITH 7 DRAWERS 1X50 2X75 2X100 1X200 1X300



| ART. | drawers | | RAL |
|-----------------|-----------|------------|-----------|
| | | | |
| M43A100C010BNPD | 100-75-50 | 92-96-100% | 7035+7016 |
| M43A100C010BN08 | 100-75-50 | 92-96-100% | 7035 |
| M43A100C010BN04 | 100-75-50 | 92-96-100% | 5012 |
| M43A100C010BPPD | 200 | 100% | 7035+7016 |
| M43A100C010BP08 | 200 | 100% | 7035 |
| M43A100C010BP04 | 200 | 100% | 5012 |

CONFIGURE

H=1000 mm Drawers with H=50 mm are all with flexible extraction



CONFIGURE

CABINET WITH 8 DRAWERS 1X50 2X75 3X100 1X150 1X250

| ART. | drawers | | RAL |
|-----------------|-----------|------------|-----------|
| | KG | | |
| M43A100C010BQPD | 100-75-50 | 92-96-100% | 7035+7016 |
| M43A100C010BQ08 | 100-75-50 | 92-96-100% | 7035 |
| M43A100C010BQ04 | 100-75-50 | 92-96-100% | 5012 |
| M43A100C010BRPD | 200 | 100% | 7035+7016 |
| M43A100C010BR08 | 200 | 100% | 7035 |
| M43A100C010BR04 | 200 | 100% | 5012 |

H=1000 mm Drawers with H=50 mm are all with flexible extraction



CONFIGURE

CABINET WITH 9 DRAWERS 3X50 2X75 2X100 1X150 1X250

| ART. | drawers | | RAL |
|-----------------|-----------|------------|-----------|
| | KG | | |
| M43A100C010CSPD | 100-75-50 | 92-96-100% | 7035+7016 |
| M43A100C010CS08 | 100-75-50 | 92-96-100% | 7035 |
| M43A100C010CS04 | 100-75-50 | 92-96-100% | 5012 |
| M43A100C010CTPD | 200 | 100% | 7035+7016 |
| M43A100C010CT08 | 200 | 100% | 7035 |
| M43A100C010CT04 | 200 | 100% | 5012 |

H=1000 mm Drawers with H=50 mm are all with flexible extraction



CONFIGURE

CABINET WITH 9 DRAWERS 3X100 4X150 1X200 1X300

| ART. | drawers | | RAL |
|-----------------|-----------|------------|-----------|
| | KG | | |
| M43A150C010FAPD | 100-75-50 | 92-96-100% | 7035+7016 |
| M43A150C010FA08 | 100-75-50 | 92-96-100% | 7035 |
| M43A150C010FA04 | 100-75-50 | 92-96-100% | 5012 |
| M43A150C010FBPD | 200 | 100% | 7035+7016 |
| M43A150C010FB08 | 200 | 100% | 7035 |
| M43A150C010FB04 | 200 | 100% | 5012 |

H=1500 mm



CONFIGURE

CABINET WITH 9 DRAWERS 8X150 1X200

| ART. | drawers | | RAL |
|-----------------|-----------|------------|-----------|
| | KG | | |
| M43A150C010EYPD | 100-75-50 | 92-96-100% | 7035+7016 |
| M43A150C010EY08 | 100-75-50 | 92-96-100% | 7035 |
| M43A150C010EY04 | 100-75-50 | 92-96-100% | 5012 |
| M43A150C010EZPD | 200 | 100% | 7035+7016 |
| M43A150C010EZ08 | 200 | 100% | 7035 |
| M43A150C010EZ04 | 200 | 100% | 5012 |

H=1500 mm



INTERNAL DIM. W x D



LOAD CAPACITY



EXTRACTION



RAL 7035 + RAL 7016



RAL 5012



RAL 7035



DIVIDING MATERIAL



| ART. | Suitable for drawer H mm | components | |
|-------------|--------------------------|---|--|
| FFH30051000 | 50/300 | 130 x Transversal divider W=36 mm 20 x 4-channel divider | |



| ART. | Suitable for drawer H mm | components | |
|-------------|--------------------------|---|--|
| FFH30051200 | 50/300 | 100 x Transversal divider W=47 mm 20 x 3-channel divider | |



| ART. | Suitable for drawer H mm | components | |
|-------------|--------------------------|---|--|
| FFH30050700 | 50 | 20 x 75x75 mm Divider box 20 x 150x75 mm Divider box 5 x 150x150 mm Divider box | |
| FFH30070700 | 75 | | |



| ART. | Suitable for drawer H mm | components | |
|-------------|--------------------------|---|--|
| FFH30050800 | 50 | 20 x 150x75 mm Divider box 10 x 150x150 mm Divider box | |
| FFH30070800 | 75 | | |
| FFH30100800 | 100/125 | | |



| ART. | Suitable for drawer H mm | components | |
|-------------|--------------------------|-----------------------------|--|
| FFH30050900 | 50 | 20 x 150x150 mm Divider box | |
| FFH30070900 | 75 | | |
| FFH30100900 | 100/125 | | |




| ART. | Suitable for drawer H mm | components | |
|-------------|--------------------------|---|--|
| FFH30100200 | 100/125 | 2 x Longitudinal slotted divider W=610 mm 8 x Transversal divider W=253 mm | |
| FFH30150200 | 150/175 | | |
| FFH30200200 | 200/250 | | |
| FFH30300200 | 300 | | |



DIVIDING MATERIAL



| ART. | Suitable for drawer H mm | components | |
|-------------|--------------------------|--|--|
| FFH30070300 | 75 | 4 x Longitudinal slotted divider W=610 mm 21 x Transversal divider W=151 mm | |
| FFH30100300 | 100/125 | | |
| FFH30150300 | 150/175 | | |
| FFH30200300 | 200/250 | | |
| FFH30300300 | 300 | | |



| ART. | Suitable for drawer H mm | components | |
|-------------|--------------------------|--|--|
| FFH30070400 | 75 | 3 x Longitudinal slotted divider W=610 mm 5 x Transversal divider W=151 mm 10 x Transversal divider W=202 mm | |
| FFH30100400 | 100/125 | | |
| FFH30150400 | 150/175 | | |
| FFH30200400 | 200/250 | | |
| FFH30300400 | 300 | | |





CABINET WITH 5 DRAWERS 3X100 1X150 1X300



CONFIGURE

| ART. | drawers | | RAL |
|-----------------|-----------|------------|-----------|
| | | | |
| M53A085C010AKPD | 100-75-50 | 92-96-100% | 7035+7016 |
| M53A085C010AK08 | 100-75-50 | 92-96-100% | 7035 |
| M53A085C010AK04 | 100-75-50 | 92-96-100% | 5012 |
| M53A085C010ALPD | 200 | 100% | 7035+7016 |
| M53A085C010AL08 | 200 | 100% | 7035 |
| M53A085C010AL04 | 200 | 100% | 5012 |

H=850 mm

CABINET WITH 6 DRAWERS 2X75 2X100 1X150 1X250



CONFIGURE

| ART. | drawers | | RAL |
|-----------------|-----------|------------|-----------|
| | | | |
| M53A085C010AMPD | 100-75-50 | 92-96-100% | 7035+7016 |
| M53A085C010AM08 | 100-75-50 | 92-96-100% | 7035 |
| M53A085C010AM04 | 100-75-50 | 92-96-100% | 5012 |
| M53A085C010ANPD | 200 | 100% | 7035+7016 |
| M53A085C010AN08 | 200 | 100% | 7035 |
| M53A085C010AN04 | 200 | 100% | 5012 |

H=850 mm

CABINET WITH 7 DRAWERS 1X50 2X75 2X100 1X150 1X200



CONFIGURE

| ART. | drawers | | RAL |
|-----------------|-----------|------------|-----------|
| | | | |
| M53A085C010AEPD | 100-75-50 | 92-96-100% | 7035+7016 |
| M53A085C010AE08 | 100-75-50 | 92-96-100% | 7035 |
| M53A085C010AE04 | 100-75-50 | 92-96-100% | 5012 |
| M53A085C010AFPD | 200 | 100% | 7035+7016 |
| M53A085C010AF08 | 200 | 100% | 7035 |
| M53A085C010AF04 | 200 | 100% | 5012 |

H=850 mm Drawers with H=50 mm are all with flexible extraction

CABINET WITH 5 DRAWERS 2X100 2X200 1X300



CONFIGURE

| ART. | drawers | | RAL |
|-----------------|-----------|------------|-----------|
| | | | |
| M53A100C010EAPD | 100-75-50 | 92-96-100% | 7035+7016 |
| M53A100C010EA08 | 100-75-50 | 92-96-100% | 7035 |
| M53A100C010EA04 | 100-75-50 | 92-96-100% | 5012 |
| M53A100C010EBPD | 200 | 100% | 7035+7016 |
| M53A100C010EB08 | 200 | 100% | 7035 |
| M53A100C010EB04 | 200 | 100% | 5012 |

H=1000 mm



CONFIGURE

CABINET WITH 6 DRAWERS 1X100 4X150 1X200

| ART. | drawers | | RAL |
|-----------------|-----------|------------|-----------|
| | | | |
| M53A100C010DBPD | 100-75-50 | 92-96-100% | 7035+7016 |
| M53A100C010DB08 | 100-75-50 | 92-96-100% | 7035 |
| M53A100C010DB04 | 100-75-50 | 92-96-100% | 5012 |
| M53A100C010DCPD | 200 | 100% | 7035+7016 |
| M53A100C010DC08 | 200 | 100% | 7035 |
| M53A100C010DC04 | 200 | 100% | 5012 |

H=1000 mm



CONFIGURE

CABINET WITH 7 DRAWERS 1X50 2X75 2X100 1X200 1X300

| ART. | drawers | | RAL |
|-----------------|-----------|------------|-----------|
| | | | |
| M53A100C010BNPD | 100-75-50 | 92-96-100% | 7035+7016 |
| M53A100C010BN08 | 100-75-50 | 92-96-100% | 7035 |
| M53A100C010BN04 | 100-75-50 | 92-96-100% | 5012 |
| M53A100C010BPPD | 200 | 100% | 7035+7016 |
| M53A100C010BP08 | 200 | 100% | 7035 |
| M53A100C010BP04 | 200 | 100% | 5012 |

H=1000 mm Drawers with H=50 mm are all with flexible extraction



CONFIGURE

CABINET WITH 7 DRAWERS 2X75 1X100 3X150 1X200

| ART. | drawers | | RAL |
|-----------------|-----------|------------|-----------|
| | | | |
| M53A100C010AWPD | 100-75-50 | 92-96-100% | 7035+7016 |
| M53A100C010AW08 | 100-75-50 | 92-96-100% | 7035 |
| M53A100C010AW04 | 100-75-50 | 92-96-100% | 5012 |
| M53A100C010BHPD | 200 | 100% | 7035+7016 |
| M53A100C010BH08 | 200 | 100% | 7035 |
| M53A100C010BH04 | 200 | 100% | 5012 |

H=1000 mm



CONFIGURE

CABINET WITH 8 DRAWERS 1X50 2X75 2X100 2X150 1X200

| ART. | drawers | | RAL |
|-----------------|-----------|------------|-----------|
| | | | |
| M53A100C010CUPD | 100-75-50 | 92-96-100% | 7035+7016 |
| M53A100C010CU08 | 100-75-50 | 92-96-100% | 7035 |
| M53A100C010CU04 | 100-75-50 | 92-96-100% | 5012 |
| M53A100C010CVPD | 200 | 100% | 7035+7016 |
| M53A100C010CV08 | 200 | 100% | 7035 |
| M53A100C010CV04 | 200 | 100% | 5012 |

H=1000 mm Drawers with H=50 mm are all with flexible extraction



INTERNAL DIM. W x D



LOAD CAPACITY



EXTRACTION



RAL 7035 + RAL 7016



RAL 5012



RAL 7035



CONFIGURE

CABINET WITH 8 DRAWERS 2X75 3X100 3X150

| ART. | drawers | | RAL |
|-----------------|-----------|------------|-----------|
| | | | |
| M53A100C010DDPD | 100-75-50 | 92-96-100% | 7035+7016 |
| M53A100C010DD08 | 100-75-50 | 92-96-100% | 7035 |
| M53A100C010DD04 | 100-75-50 | 92-96-100% | 5012 |
| M53A100C010DEPD | 200 | 100% | 7035+7016 |
| M53A100C010DE08 | 200 | 100% | 7035 |
| M53A100C010DE04 | 200 | 100% | 5012 |

H=1000 mm



CONFIGURE

CABINET WITH 10 DRAWERS 1X50 2X75 7X100

| ART. | drawers | | RAL |
|-----------------|-----------|------------|-----------|
| | | | |
| M53A100C010DFPD | 100-75-50 | 92-96-100% | 7035+7016 |
| M53A100C010DF08 | 100-75-50 | 92-96-100% | 7035 |
| M53A100C010DF04 | 100-75-50 | 92-96-100% | 5012 |
| M53A100C010DGPD | 200 | 100% | 7035+7016 |
| M53A100C010DG08 | 200 | 100% | 7035 |
| M53A100C010DG04 | 200 | 100% | 5012 |

H=1000 mm Drawers with H=50 mm are all with flexible extraction



CONFIGURE

CABINET WITH 9 DRAWERS 2X75 2X100 1X150 3X200 1X300

| ART. | drawers | | RAL |
|-----------------|-----------|------------|-----------|
| | | | |
| M53A150C010LXPD | 100-75-50 | 92-96-100% | 7035+7016 |
| M53A150C010LX08 | 100-75-50 | 92-96-100% | 7035 |
| M53A150C010LX04 | 100-75-50 | 92-96-100% | 5012 |
| M53A150C010LYPD | 200 | 100% | 7035+7016 |
| M53A150C010LY08 | 200 | 100% | 7035 |
| M53A150C010LY04 | 200 | 100% | 5012 |

H=1500 mm



CONFIGURE

CABINET WITH 9 DRAWERS 2X100 6X150 1X300

| ART. | drawers | | RAL |
|-----------------|-----------|------------|-----------|
| | | | |
| M53A150C010FJPD | 100-75-50 | 92-96-100% | 7035+7016 |
| M53A150C010FJ08 | 100-75-50 | 92-96-100% | 7035 |
| M53A150C010FJ04 | 100-75-50 | 92-96-100% | 5012 |
| M53A150C010FKPD | 200 | 100% | 7035+7016 |
| M53A150C010FK08 | 200 | 100% | 7035 |
| M53A150C010FK04 | 200 | 100% | 5012 |

H=1500 mm



CABINET WITH 10 DRAWERS 1X50 4X100 1X150 4X200



| ART. | drawers | | RAL |
|-----------------|-----------|------------|-----------|
| | | | |
| M53A150C010LZPD | 100-75-50 | 92-96-100% | 7035+7016 |
| M53A150C010LZ08 | 100-75-50 | 92-96-100% | 7035 |
| M53A150C010LZ04 | 100-75-50 | 92-96-100% | 5012 |
| M53A150C010MAPD | 200 | 100% | 7035+7016 |
| M53A150C010MA08 | 200 | 100% | 7035 |
| M53A150C010MA04 | 200 | 100% | 5012 |

H=1500 mm Drawers with H=50 mm are all with flexible extraction

CONFIGURE



CABINET 2XPF 2XPE

| ART. | retractable shelves | | RAL |
|-----------------|---------------------|------|-----------|
| | | | |
| M53A200C010SVPD | 200 | 100% | 7035+7016 |
| M53A200C010SV08 | 200 | 100% | 7035 |
| M53A200C010SV04 | 200 | 100% | 5012 |

H=2000 mm

CONFIGURE



CABINET WITH 4 DRAWERS 2XPF 1X150 1X200 1X250 1X300

| ART. | drawers | | RAL |
|-----------------|---------|------|-----------|
| | | | |
| M53A200C010SXPD | 200 | 100% | 7035+7016 |
| M53A200C010SX08 | 200 | 100% | 7035 |
| M53A200C010SX04 | 200 | 100% | 5012 |

H=2000 mm

CONFIGURE

PE: RETRACTABLE SHELF
 PF: SLOTTED SHELF



INTERNAL DIM. W x D



LOAD CAPACITY



EXTRACTION



RAL 7035 + RAL 7016



RAL 5012



RAL 7035



CABINET WITH 7 DRAWERS 2XPF 1X50 1X75 1X100 1X125 1X150 2X200

| ART. | drawers | | RAL |
|-----------------|---------|------|-----------|
| | | | |
| M53A200C010SWPD | 200 | 100% | 7035+7016 |
| M53A200C010SW08 | 200 | 100% | 7035 |
| M53A200C010SW04 | 200 | 100% | 5012 |

H=2000 mm Drawers with H=50 mm are all with flexible extraction

CONFIGURE



CABINET WITH DOORS 2XPF 2XPE

| ART. | retractable shelves | | RAL |
|-----------------|---------------------|------------|-----------|
| | | | |
| M53A200C010SUPD | 100-75-50 | 92-96-100% | 7035+7016 |
| M53A200C010SU08 | 100-75-50 | 92-96-100% | 7035 |
| M53A200C010SU04 | 100-75-50 | 92-96-100% | 5012 |

H=2000 mm

CONFIGURE



CABINET WITH DOORS WITH 7 DRAWERS 3XPR 2X75 1X100 3X150 1X200

| ART. | drawers | | RAL |
|-----------------|-----------|------------|-----------|
| | | | |
| M53A200C010FYPD | 100-75-50 | 92-96-100% | 7035+7016 |
| M53A200C010FY08 | 100-75-50 | 92-96-100% | 7035 |
| M53A200C010FY04 | 100-75-50 | 92-96-100% | 5012 |
| M53A200C010FZPD | 200 | 100% | 7035+7016 |
| M53A200C010FZ08 | 200 | 100% | 7035 |
| M53A200C010FZ04 | 200 | 100% | 5012 |

H=2000 mm

CONFIGURE



CABINET WITH DOORS WITH 3 DRAWERS 2XPR 2X100 1X150 2XPE



| ART. | drawers / retractable shelves | | RAL |
|-----------------|-------------------------------|------------|-----------|
| | | | |
| M53A200C010FWPD | 100-75-50 | 92-96-100% | 7035+7016 |
| M53A200C010FW08 | 100-75-50 | 92-96-100% | 7035 |
| M53A200C010FW04 | 100-75-50 | 92-96-100% | 5012 |
| M53A200C010FXPD | 200 | 100% | 7035+7016 |
| M53A200C010FX08 | 200 | 100% | 7035 |
| M53A200C010FX04 | 200 | 100% | 5012 |

H=2000 mm

CONFIGURE



CABINET WITH WHEELS WITH 7 DRAWERS 2X75 3X100 2X150

| ART. | drawers | | RAL |
|-----------------|-----------|------------|-----------|
| | | | |
| M53R085C01095PD | 100-75-50 | 92-96-100% | 7035+7016 |
| M53R085C0109508 | 100-75-50 | 92-96-100% | 7035 |
| M53R085C0109504 | 100-75-50 | 92-96-100% | 5012 |

H=1072 mm

Wheels: Elastic rubber Ø 160 mm
 Cabinet capacity: 900 kg

CONFIGURE



PE: RETRACTABLE SHELF
 PR: ADJUSTABLE SHELF
 PF: SLOTTED SHELF



INTERNAL DIM. W x D



LOAD CAPACITY



EXTRACTION



RAL 7035 + RAL 7016



RAL 5012



RAL 7035



DIVIDING MATERIAL



| ART. | Suitable for drawer H mm | components | |
|-------------|--------------------------|--|--|
| FFH50050900 | 50/300 | 15 x Transversal divider W=36 mm 10 x Transversal divider W=47 mm 6 x Transversal divider W=73 mm 8 x 2-channel divider 8 x 3-channel divider 8 x 4-channel divider | |



| ART. | Suitable for drawer H mm | components | |
|-------------|--------------------------|---|--|
| FFH50051900 | 50/300 | 30 x Transversal divider W=36 mm 10 x Transversal divider W=47 mm 8 x 3-channel divider 16 x 4-channel divider | |



| ART. | Suitable for drawer H mm | components | |
|-------------|--------------------------|---|--|
| FFH50050800 | 50 | 12 x 150x75 mm Divider box 18 x 150x150 mm Divider box | |
| FFH50070800 | 75 | | |
| FFH50100800 | 100/125 | | |



| ART. | Suitable for drawer H mm | components | |
|-------------|--------------------------|--|--|
| FFH50051700 | 50 | 20 x 75x75 mm Divider box 14 x 150x75 mm Divider box 12 x 150x150 mm Divider box | |
| FFH50071700 | 75 | | |



| ART. | Suitable for drawer H mm | components | |
|-------------|--------------------------|-----------------------------|--|
| FFH50051800 | 50 | 24 x 150x150 mm Divider box | |
| FFH50071800 | 75 | | |
| FFH50101800 | 100/125 | | |



| ART. | Suitable for drawer H mm | components | |
|-------------|--------------------------|---|--|
| FFH50050700 | 50 | 4 x Longitudinal slotted divider W=610 mm 2 x Transversal divider W=151 mm 3 x Transversal divider W=202 mm | |
| FFH50070700 | 75 | | |
| FFH50100700 | 100/125 | | |
| FFH50150700 | 150/175 | | |
| FFH50200700 | 200/250 | | |
| FFH50300700 | 300 | | |



DIVIDING MATERIAL



| ART. | Suitable for drawer H mm | components |
|-------------|--------------------------|---|
| FFH50051000 | 50 | 2 x Longitudinal slotted divider W=610 mm 2 x Transversal divider W=304 mm |
| FFH50071000 | 75 | |
| FFH50101000 | 100/125 | |
| FFH50151000 | 150/175 | |
| FFH50201000 | 200/250 | |
| FFH50301000 | 300 | |



| ART. | Suitable for drawer H mm | components |
|-------------|--------------------------|--|
| FFH50051300 | 50 | 5 x Longitudinal slotted divider W=610 mm 12 x Transversal divider W=151 mm |
| FFH50071300 | 75 | |
| FFH50101300 | 100/125 | |
| FFH50151300 | 150/175 | |
| FFH50201300 | 200/250 | |
| FFH50301300 | 300 | |



| ART. | Suitable for drawer H mm | components |
|-------------|--------------------------|--|
| FFH50051500 | 50 | 7 x Longitudinal slotted divider W=610 mm 12 x Transversal divider W=100 mm 2 x Transversal divider W=151 mm |
| FFH50071500 | 75 | |
| FFH50101500 | 100/125 | |





CABINET WITH 7 DRAWERS 2X75 2X100 1X150 2X200



CONFIGURE

| ART. | drawers | | RAL |
|-----------------|-----------|------------|-----------|
| | | | |
| M63A100C010DYPD | 100-75-50 | 92-96-100% | 7035+7016 |
| M63A100C010DY08 | 100-75-50 | 92-96-100% | 7035 |
| M63A100C010DY04 | 100-75-50 | 92-96-100% | 5012 |
| M63A100C010DZPD | 200 | 100% | 7035+7016 |
| M63A100C010DZ08 | 200 | 100% | 7035 |
| M63A100C010DZ04 | 200 | 100% | 5012 |

H=1000 mm

CABINET WITH 8 DRAWERS 2X75 4X100 1X150 1X200



CONFIGURE

| ART. | drawers | | RAL |
|-----------------|-----------|------------|-----------|
| | | | |
| M63A100C010CNPD | 100-75-50 | 92-96-100% | 7035+7016 |
| M63A100C010CN08 | 100-75-50 | 92-96-100% | 7035 |
| M63A100C010CN04 | 100-75-50 | 92-96-100% | 5012 |
| M63A100C010CPPD | 200 | 100% | 7035+7016 |
| M63A100C010CP08 | 200 | 100% | 7035 |
| M63A100C010CP04 | 200 | 100% | 5012 |

H=1000 mm

CABINET WITH 8 DRAWERS 2X75 3X100 3X150



CONFIGURE

| ART. | drawers | | RAL |
|-----------------|-----------|------------|-----------|
| | | | |
| M63A100C010DDPD | 100-75-50 | 92-96-100% | 7035+7016 |
| M63A100C010DD08 | 100-75-50 | 92-96-100% | 7035 |
| M63A100C010DD04 | 100-75-50 | 92-96-100% | 5012 |
| M63A100C010DEPD | 200 | 100% | 7035+7016 |
| M63A100C010DE08 | 200 | 100% | 7035 |
| M63A100C010DE04 | 200 | 100% | 5012 |

H=1000 mm

CABINET WITH 10 DRAWERS 2X150 1X125 1X75 2X100 2X150 2X200



CONFIGURE

| ART. | drawers | | RAL |
|-----------------|---------|------|-----------|
| | | | |
| M63A150C010MCPD | 200 | 100% | 7035+7016 |
| M63A150C010MC08 | 200 | 100% | 7035 |
| M63A150C010MC04 | 200 | 100% | 5012 |

H=1500 mm



CABINET WITH 11 DRAWERS 1X150 1X125 1X75 4X100 3X150 1X200

| ART. | drawers | | RAL |
|-----------------|---------|------|-----------|
| | | | |
| M63A150C010MEPD | 200 | 100% | 7035+7016 |
| M63A150C010ME08 | 200 | 100% | 7035 |
| M63A150C010ME04 | 200 | 100% | 5012 |

H=1500 mm



CABINET WITH 7 DRAWERS 2XPR 2X75 1X100 3X150 1X200

| ART. | drawers | | RAL |
|-----------------|---------|------|-----------|
| | | | |
| M63A200C010FTPD | 200 | 100% | 7035+7016 |
| M63A200C010FT08 | 200 | 100% | 7035 |
| M63A200C010FT04 | 200 | 100% | 5012 |

H=2000 mm



CABINET WITH DOORS WITH 7 DRAWERS 3XPR 2X75 1X100 3X150 1X200

| ART. | drawers | | RAL |
|-----------------|---------|------|-----------|
| | | | |
| M63A200C010FZPD | 200 | 100% | 7035+7016 |
| M63A200C010FZ08 | 200 | 100% | 7035 |
| M63A200C010FZ04 | 200 | 100% | 5012 |

H=2000 mm






DIVIDING MATERIAL



| ART. | Suitable for drawer H mm | components | |
|-------------|--------------------------|---|--|
| FFH60070200 | 75 | 4 x Longitudinal slotted divider W=610 mm 3 x Transversal divider W=151 mm 3 x Transversal divider W=168 mm 9 x Transversal divider W=253 mm | |
| FFH60100200 | 100/125 | | |
| FFH60150200 | 150/175 | | |
| FFH60200200 | 200/250 | | |



| ART. | Suitable for drawer H mm | components | |
|-------------|--------------------------|---|--|
| FFH60070500 | 75 | 5 x Longitudinal slotted divider W=610 mm 6 x Transversal divider W=134 mm 9 x Transversal divider W=202 mm | |
| FFH60100500 | 100/125 | | |
| FFH60150500 | 150/175 | | |



| ART. | Suitable for drawer H mm | components | |
|-------------|--------------------------|---|--|
| FFH60070800 | 75 | 5 x Longitudinal slotted divider W=610 mm 2 x Transversal divider W=151 mm 1 x Transversal divider W=168 mm 3 x Transversal divider W=202 mm | |
| FFH60100800 | 100/125 | | |
| FFH60150800 | 150/175 | | |
| FFH60200800 | 200/250 | | |
| FFH60300800 | 300 | | |



| ART. | Suitable for drawer H mm | components | |
|-------------|--------------------------|---|--|
| FFH60071100 | 75 | 6 x Longitudinal slotted divider W=610 mm 6 x Transversal divider W=151 mm 1 x Transversal divider W=168 mm | |
| FFH60101100 | 100/125 | | |
| FFH60151100 | 150/175 | | |
| FFH60201100 | 200/250 | | |
| FFH60301100 | 300 | | |





CONFIGURE

CABINET WITH 5 DRAWERS 2X100 2X200 1X300

| ART. | drawers | | RAL |
|-----------------|-----------|------------|-----------|
| | | | |
| M73A100C010EAPD | 100-75-50 | 92-96-100% | 7035+7016 |
| M73A100C010EA08 | 100-75-50 | 92-96-100% | 7035 |
| M73A100C010EA04 | 100-75-50 | 92-96-100% | 5012 |
| M73A100C010EBPD | 200 | 100% | 7035+7016 |
| M73A100C010EB08 | 200 | 100% | 7035 |
| M73A100C010EB04 | 200 | 100% | 5012 |

H=1000 mm



CONFIGURE

CABINET WITH 7 DRAWERS 2X75 2X100 1X150 2X200

| ART. | drawers | | RAL |
|-----------------|-----------|------------|-----------|
| | | | |
| M73A100C010DYPD | 100-75-50 | 92-96-100% | 7035+7016 |
| M73A100C010DY08 | 100-75-50 | 92-96-100% | 7035 |
| M73A100C010DY04 | 100-75-50 | 92-96-100% | 5012 |
| M73A100C010DZPD | 200 | 100% | 7035+7016 |
| M73A100C010DZ08 | 200 | 100% | 7035 |
| M73A100C010DZ04 | 200 | 100% | 5012 |

H=1000 mm



CONFIGURE

CABINET WITH 8 DRAWERS 2X75 4X100 1X150 1X200

| ART. | drawers | | RAL |
|-----------------|-----------|------------|-----------|
| | | | |
| M73A100C010CNPD | 100-75-50 | 92-96-100% | 7035+7016 |
| M73A100C010CN08 | 100-75-50 | 92-96-100% | 7035 |
| M73A100C010CN04 | 100-75-50 | 92-96-100% | 5012 |
| M73A100C010CPPD | 200 | 100% | 7035+7016 |
| M73A100C010CP08 | 200 | 100% | 7035 |
| M73A100C010CP04 | 200 | 100% | 5012 |

H=1000 mm



CONFIGURE

CABINET WITH 10 DRAWERS 2X150 1X125 1X75 2X100 2X150 2X200

| ART. | drawers | | RAL |
|-----------------|---------|------|-----------|
| | | | |
| M73A150C010MCPD | 200 | 100% | 7035+7016 |
| M73A150C010MC08 | 200 | 100% | 7035 |
| M73A150C010MC04 | 200 | 100% | 5012 |

H=1500 mm



CABINET WITH 11 DRAWERS 1X150 1X125 1X75 4X100 3X150 1X200

| ART. | drawers | | RAL |
|-----------------|---------|------|-----------|
| | | | |
| M73A150C010MEPD | 200 | 100% | 7035+7016 |
| M73A150C010ME08 | 200 | 100% | 7035 |
| M73A150C010ME04 | 200 | 100% | 5012 |

H=1500 mm



CABINET WITH 7 DRAWERS 2XPR 2X75 1X100 3X150 1X200

| ART. | drawers | | RAL |
|-----------------|---------|------|-----------|
| | | | |
| M73A200C010FTPD | 200 | 100% | 7035+7016 |
| M73A200C010FT08 | 200 | 100% | 7035 |
| M73A200C010FT04 | 200 | 100% | 5012 |

H=2000 mm



CABINET WITH DOORS WITH 7 DRAWERS 3XPR 2X75 1X100 3X150 1X200


| ART. | drawers | | RAL |
|-----------------|---------|------|-----------|
| | | | |
| M73A200C010FZPD | 200 | 100% | 7035+7016 |
| M73A200C010FZ08 | 200 | 100% | 7035 |
| M73A200C010FZ04 | 200 | 100% | 5012 |

H=2000 mm






DIVIDING MATERIAL




| ART. | Suitable for drawer H mm | components | |
|-------------|--------------------------|---|--|
| FFH70070200 | 75 | 5 x Longitudinal slotted divider W=610 mm 6 x Transversal divider W=151 mm 9 x Transversal divider W=253 mm | |
| FFH70100200 | 100/125 | | |
| FFH70150200 | 150/175 | | |
| FFH70200200 | 200/250 | | |



| ART. | Suitable for drawer H mm | components | |
|-------------|--------------------------|--|--|
| FFH70070300 | 75 | 6 x Longitudinal slotted divider W=610 mm 3 x Transversal divider W=134 mm 3 x Transversal divider W=168 mm 14 x Transversal divider W=202 mm | |
| FFH70100300 | 100/125 | | |
| FFH70150300 | 150/175 | | |



| ART. | Suitable for drawer H mm | components | |
|-------------|--------------------------|---|--|
| FFH70070700 | 75 | 6 x Longitudinal slotted divider W=610 mm 4 x Transversal divider W=151 mm 2 x Transversal divider W=202 mm 1 x Transversal divider W=304 mm | |
| FFH70100700 | 100/125 | | |
| FFH70150700 | 150/175 | | |
| FFH70200700 | 200/250 | | |
| FFH70300700 | 300 | | |



| ART. | Suitable for drawer H mm | components | |
|-------------|--------------------------|---|--|
| FFH70070800 | 75 | 5 x Longitudinal slotted divider W=610 mm 2 x Transversal divider W=151 mm 2 x Transversal divider W=202 mm 2 x Transversal divider W=304 mm | |
| FFH70100800 | 100/125 | | |
| FFH70150800 | 150/175 | | |
| FFH70200800 | 200/250 | | |
| FFH70300800 | 300 | | |



MASTER

ACCESSORIES



STAINLESS STEEL TOP

| ART. | suitable for cabinet EH | W mm | D mm | H mm | |
|-----------------|-------------------------|------|------|------|--|
| M12T030MDNX710A | 18x27 | 408 | 573 | 31 | |
| M22T030MDNX710A | 27x27 | 561 | 573 | 31 | |
| M32T030MDNX710A | 36x27 | 714 | 573 | 31 | |
| M52T030MDNX710A | 54x27 | 1020 | 573 | 31 | |
| M23T030MDNX710A | 27x36 | 561 | 726 | 31 | |
| M33T030MDNX710A | 36x36 | 714 | 726 | 31 | |
| M43T030MDNX710A | 45x36 | 867 | 726 | 31 | |
| M53T030MDNX710A | 54x36 | 1020 | 726 | 31 | |
| M63T030MDNX710A | 64x36 | 1190 | 726 | 31 | |
| M73T030MDNX710A | 78x36 | 1428 | 726 | 31 | |



RUBBER LINED STEEL TOP

| ART. | suitable for cabinet EH | W mm | D mm | H mm | colour | |
|-----------------|-------------------------|------|------|------|--------|--|
| M12T030MDGM7107 | 18x27 | 408 | 573 | 32 | Black | |
| M22T030MDGM7107 | 27x27 | 561 | 573 | 32 | Black | |
| M32T030MDGM7107 | 36x27 | 714 | 573 | 32 | Black | |
| M52T030MDGM7107 | 54x27 | 1020 | 573 | 32 | Black | |
| M23T030MDGM7107 | 27x36 | 561 | 726 | 32 | Black | |
| M33T030MDGM7107 | 36x36 | 714 | 726 | 32 | Black | |
| M43T030MDGM7107 | 45x36 | 867 | 726 | 32 | Black | |
| M53T030MDGM7107 | 54x36 | 1020 | 726 | 32 | Black | |
| M63T030MDGM7107 | 64x36 | 1190 | 726 | 32 | Black | |
| M73T030MDGM7107 | 78x36 | 1428 | 726 | 32 | Black | |



MULTIPLEX TOP

| ART. | suitable for cabinet EH | W mm | D mm | H mm | |
|-----------------|-------------------------|------|------|------|--|
| M12T030MU000100 | 18x27 | 408 | 573 | 30 | |
| M22T030MU000100 | 27x27 | 561 | 573 | 30 | |
| M32T030MU000100 | 36x27 | 714 | 573 | 30 | |
| M52T030MU000100 | 54x27 | 1020 | 573 | 30 | |
| M23T030MU000100 | 27x36 | 561 | 726 | 30 | |
| M33T030MU000100 | 36x36 | 714 | 726 | 30 | |
| M43T030MU000100 | 45x36 | 867 | 726 | 30 | |
| M53T030MU000100 | 54x36 | 1020 | 726 | 30 | |
| M63T030MU000100 | 64x36 | 1190 | 726 | 30 | |
| M73T030MU000100 | 78x36 | 1428 | 726 | 30 | |



3-EDGE TOP SHELF COATED WITH PVC

| ART. | suitable for cabinet EH | W mm | D mm | H mm | colour | |
|-----------------|-------------------------|------|------|------|--------|--|
| M12T023AG003107 | 18x27 | 409 | 576 | 23 | Black | |
| M22T023AG003107 | 27x27 | 562 | 576 | 23 | Black | |
| M32T023AG003107 | 36x27 | 715 | 576 | 23 | Black | |
| M52T023AG003107 | 54x27 | 1021 | 576 | 23 | Black | |
| M23T023AG003107 | 27x36 | 562 | 729 | 23 | Black | |
| M33T023AG003107 | 36x36 | 715 | 729 | 23 | Black | |
| M43T023AG003107 | 45x36 | 868 | 729 | 23 | Black | |
| M53T023AG003107 | 54x36 | 1021 | 729 | 23 | Black | |
| M63T023AG003107 | 64x36 | 1191 | 729 | 23 | Black | |
| M73T023AG003107 | 78x36 | 1429 | 729 | 23 | Black | |

RISER BASE H=50 mm



| ART. | suitable for cabinet EH | W mm | D mm | H mm | RAL | |
|-----------------|-------------------------|------|------|------|------|--|
| M12Z05000000008 | 18x27 | 406 | 572 | 50 | 7035 | |
| M12Z05000000004 | 18x27 | 406 | 572 | 50 | 5012 | |
| M22Z05000000008 | 27x27 | 559 | 572 | 50 | 7035 | |
| M22Z05000000004 | 27x27 | 559 | 572 | 50 | 5012 | |
| M32Z05000000008 | 36x27 | 712 | 572 | 50 | 7035 | |
| M32Z05000000004 | 36x27 | 712 | 572 | 50 | 5012 | |
| M52Z05000000008 | 54x27 | 1018 | 572 | 50 | 7035 | |
| M52Z05000000004 | 54x27 | 1018 | 572 | 50 | 5012 | |
| M23Z05000000008 | 27x36 | 559 | 725 | 50 | 7035 | |
| M23Z05000000004 | 27x36 | 559 | 725 | 50 | 5012 | |
| M33Z05000000008 | 36x36 | 712 | 725 | 50 | 7035 | |
| M33Z05000000004 | 36x36 | 712 | 725 | 50 | 5012 | |
| M43Z05000000008 | 45x36 | 865 | 725 | 50 | 7035 | |
| M43Z05000000004 | 45x36 | 865 | 725 | 50 | 5012 | |
| M53Z05000000008 | 54x36 | 1018 | 725 | 50 | 7035 | |
| M53Z05000000004 | 54x36 | 1018 | 725 | 50 | 5012 | |
| M63Z05000000008 | 64x36 | 1188 | 725 | 50 | 7035 | |
| M63Z05000000004 | 64x36 | 1188 | 725 | 50 | 5012 | |
| M73Z05000000008 | 78x36 | 1426 | 725 | 50 | 7035 | |
| M73Z05000000004 | 78x36 | 1426 | 725 | 50 | 5012 | |

MASTER

ACCESSORIES



RISER BASE H=100 mm

| ART. | suitable for cabinet EH | W mm | D mm | H mm | RAL | |
|-----------------|-------------------------|------|------|------|------|--|
| M12Z10000000008 | 18x27 | 406 | 572 | 100 | 7035 | |
| M12Z10000000004 | 18x27 | 406 | 572 | 100 | 5012 | |
| M22Z10000000008 | 27x27 | 559 | 572 | 100 | 7035 | |
| M22Z10000000004 | 27x27 | 559 | 572 | 100 | 5012 | |
| M32Z10000000008 | 36x27 | 712 | 572 | 100 | 7035 | |
| M32Z10000000004 | 36x27 | 712 | 572 | 100 | 5012 | |
| M52Z10000000008 | 54x27 | 1018 | 572 | 100 | 7035 | |
| M52Z10000000004 | 54x27 | 1018 | 572 | 100 | 5012 | |
| M23Z10000000008 | 27x36 | 559 | 725 | 100 | 7035 | |
| M23Z10000000004 | 27x36 | 559 | 725 | 100 | 5012 | |
| M33Z10000000008 | 36x36 | 712 | 725 | 100 | 7035 | |
| M33Z10000000004 | 36x36 | 712 | 725 | 100 | 5012 | |
| M43Z10000000008 | 45x36 | 865 | 725 | 100 | 7035 | |
| M43Z10000000004 | 45x36 | 865 | 725 | 100 | 5012 | |
| M53Z10000000008 | 54x36 | 1018 | 725 | 100 | 7035 | |
| M53Z10000000004 | 54x36 | 1018 | 725 | 100 | 5012 | |
| M63Z10000000008 | 64x36 | 1188 | 725 | 100 | 7035 | |
| M63Z10000000004 | 64x36 | 1188 | 725 | 100 | 5012 | |
| M73Z10000000008 | 78x36 | 1426 | 725 | 100 | 7035 | |
| M73Z10000000004 | 78x36 | 1426 | 725 | 100 | 5012 | |



MASTER

ACCESSORIES



BASE FOR FORKLIFT AND PALLET TRUCK

| ART. | suitable for cabinet EH | W mm | D mm | H mm | RAL | |
|-----------------|-------------------------|------|------|------|------|--|
| M32Z10010000007 | 36x27 | 712 | 569 | 100 | 9005 | |
| M23Z10010000007 | 27x36 | 559 | 722 | 100 | 9005 | |
| M33Z10010000007 | 36x36 | 712 | 722 | 100 | 9005 | |
| M43Z10010000007 | 45x36 | 865 | 722 | 100 | 9005 | |

BASE CLOSURE



| ART. | suitable for cabinet W EH | W mm | D mm | H mm | RAL | |
|-----------------|---------------------------|------|------|------|------|--|
| M20Z10011000007 | 27 | 555 | 46 | 95 | 9005 | |
| M30Z10011000007 | 36 | 708 | 46 | 95 | 9005 | |
| M40Z10011000007 | 45 | 861 | 46 | 95 | 9005 | |



PAIR OF BASES FOR FORKLIFT AND PALLET TRUCK

| ART. | suitable for cabinet EH | W mm | D mm | H mm | RAL | |
|-----------------|-------------------------|------|------|------|------|--|
| M02Z10020000007 | 54x27 | 200 | 569 | 100 | 9005 | |
| M03Z10020000007 | 54x36 64x36 78x36 | 200 | 722 | 100 | 9005 | |

BASE CLOSURE



| ART. | suitable for cabinet W EH | W mm | D mm | H mm | RAL | |
|-----------------|---------------------------|------|------|------|------|--|
| M50Z10021000007 | 54 | 1014 | 46 | 95 | 9005 | |
| M60Z10021000007 | 64 | 1184 | 46 | 95 | 9005 | |
| M70Z10021000007 | 78 | 1422 | 46 | 95 | 9005 | |



 RAL 5012

 RAL 7035

 RAL 9005