

# CLASSIC EURO BOX

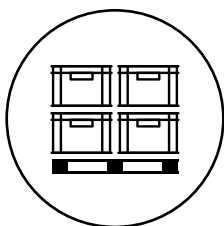
## PLASTIC BOXES PRO SERIES



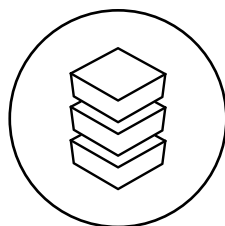
The **Euro Box** are typically used for the organisation of warehouses and, above all, in distribution and logistics. These boxes, in fact, have dimensions that are compatible with **Euro pallets** for load optimisation during transportation.

Euro Box is available in different variants based on the type of handle (closed, open, shell) or base chosen (smooth or reinforced). The reinforced edges make the entire frame more solid and sturdy and allow the stacking of multiple boxes both with and without lids. Divider boxes and comb dividers in polypropylene are available for internal division of the container and for better management of the material to be stored.

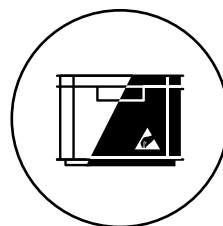
The **Euro Boxes ESD** are made of conductive polypropylene for use in environments at risk of electrostatic discharge.



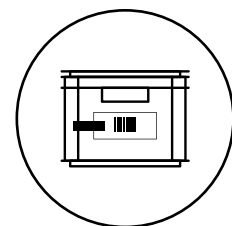
**MEASUREMENTS  
COMPATIBLE WITH  
EUROPALLETS**



**STACKABLE**



**POLYPROPYLENE  
OR ESD  
POLYPROPYLENE**



**WIDE RANGE OF  
ACCESSORIES**

# CLASSIC



## EURO BOX

The boxes are characterised by:

1. Reinforced walls
2. Provision for lid
3. Handles (open, closed or shell)
4. Smooth or reinforced base



### REINFORCED EDGES

The reinforced edges strengthen the entire frame, making it resistant to heavy loads in the event of stacking. The latter can occur even if the hinged lid is present.

### HANDLES

In addition to traditional closed or open handles, Euro Box is also available with a shell handle.

### BASE

The Euro Box containers are available with a smooth base or reinforced base for a higher load capacity.



### ESD POLYPROPYLENE

The ESD polypropylene Euro Boxes can be used for the storage and transportation of electronic products as they protect the contents from possible electrostatic discharges.



### CUSTOM BRANDING

Upon request it is possible to brand the Euro Box containers with the company name or logo.

## DIVISION AND PROTECTION

400x300 divider boxes



600x400 divider boxes



Comb dividers



Label holder



Closure



# CLASSIC

PICKING BOX

RK BOX

**EURO BOX**

EURO BOX - ESD

VISUAL BOX

MAT

## 300x200 mm



### HINGED LID

ART.	W mm	D mm	H mm	colour	
FAXEB32C0005137	300	200	22		

### BIN WITH SMOOTH BASE - OVERALL DIM. (mm): W=300 D=200 H=120



ART.	useful dimensions				colour	
	W mm	D mm	H mm			
FAXEB3212L15137	260	160	117	4,9		



### BIN WITH SMOOTH BASE - OVERALL DIM. (mm): W=300 D=200 H=147



ART.	useful dimensions				colour	
	W mm	D mm	H mm			
FAXEB3215L15137	260	160	145	6		



### BIN WITH SMOOTH BASE - OVERALL DIM. (mm): W=300 D=200 H=220



ART.	useful dimensions				colour	
	W mm	D mm	H mm			
FAXEB3222L15137	260	160	218	9,1		



## 400x300 mm



### HINGED LID

ART.	W mm	D mm	H mm	colour	
FAXEB43C0005137	400	300	22		

### BIN WITH SMOOTH BASE - OVERALL DIM. (mm): W=400 D=300 H=120



ART.	useful dimensions				colour	
	W mm	D mm	H mm			
FAXEB4312L15137	360	258	118	11		



### BIN WITH SMOOTH BASE - OVERALL DIM. (mm): W=400 D=300 H=170



ART.	useful dimensions				colour	
	W mm	D mm	H mm			
FAXEB4317L05137	358	258	168	15,5		



# CLASSIC

400x300 mm

PICKING BOX	RK BOX	<b>EURO BOX</b>	EURO BOX - ESD	VISUAL BOX	MAT
-------------	--------	-----------------	----------------	------------	-----

**BIN WITH SMOOTH BASE - OVERALL DIM. (mm): W=400 D=300 H=220**



ART.	useful dimensions			L	colour	
	W mm	D mm	H mm			
FAXEB4322L05137	358	258	217	19,9	■	



**BOX WITH REINFORCED BASE - OVERALL DIM. (mm): W=400 D=300 H=220**



ART.	useful dimensions			L	colour	
	W mm	D mm	H mm			
FAXEB4322R25137	358	258	205	18,9	■	



**BIN WITH SMOOTH BASE - OVERALL DIM. (mm): W=400 D=300 H=270**



ART.	useful dimensions			L	colour	
	W mm	D mm	H mm			
FAXEB4327L05137	358	256	267	24,3	■	



**BOX WITH REINFORCED BASE - OVERALL DIM. (mm): W=400 D=300 H=270**



ART.	useful dimensions			L	colour	
	W mm	D mm	H mm			
FAXEB4327R25137	358	256	255	23,4	■	



**BIN WITH SMOOTH BASE - OVERALL DIM. (mm): W=400 D=300 H=320**



ART.	useful dimensions			L	colour	
	W mm	D mm	H mm			
FAXEB4332L05137	358	256	316	29	■	



**BOX WITH REINFORCED BASE - OVERALL DIM. (mm): W=400 D=300 H=320**



ART.	useful dimensions			L	colour	
	W mm	D mm	H mm			
FAXEB4332R25137	358	256	305	28	■	



# CLASSIC

600x400 mm



PICKING BOX	RK BOX	<b>EURO BOX</b>	EURO BOX - ESD	VISUAL BOX	MAT
-------------	--------	-----------------	----------------	------------	-----

## HINGED LID

ART.	W mm	D mm	H mm	colour	
FAXEB64C0005137	600	400	22	■	

## BIN WITH SMOOTH BASE - OVERALL DIM. (mm): W=600 D=400 H=75

ART.	useful dimensions			L	colour	
	W mm	D mm	H mm			
FAXEB6408L05137	555	355	72	14,2	■	



## BIN WITH SMOOTH BASE - OVERALL DIM. (mm): W=600 D=400 H=120

ART.	useful dimensions			L	colour	
	W mm	D mm	H mm			
FAXEB6412L15137	555	358	115	22,8	■	



## BOX WITH REINFORCED BASE - OVERALL DIM. (mm): W=600 D=400 H=115

ART.	useful dimensions			L	colour	
	W mm	D mm	H mm			
FAXEB6412R15137	555	358	100	19,9	■	



## BIN WITH SMOOTH BASE - OVERALL DIM. (mm): W=600 D=400 H=150

ART.	useful dimensions			L	colour	
	W mm	D mm	H mm			
FAXEB6415L05137	553	353	145	28,3	■	



## BOX WITH REINFORCED BASE - OVERALL DIM. (mm): W=600 D=400 H=150

ART.	useful dimensions			L	colour	
	W mm	D mm	H mm			
FAXEB6415R25137	553	353	130	25,4	■	



# CLASSIC

600x400 mm

PICKING BOX	RK BOX	<b>EURO BOX</b>	EURO BOX - ESD	VISUAL BOX	MAT
-------------	--------	-----------------	----------------	------------	-----



**BIN WITH SMOOTH BASE - OVERALL DIM. (mm): W=600 D=400 H=170**

ART.	useful dimensions			L	colour	
	W mm	D mm	H mm			
FAXEB6417L05137	555	355	165	32,5	■	



**BOX WITH REINFORCED BASE - OVERALL DIM. (mm): W=600 D=400 H=170**

ART.	useful dimensions			L	colour	
	W mm	D mm	H mm			
FAXEB6417R25137	555	355	152	29,9	■	



**BIN WITH SMOOTH BASE - OVERALL DIM. (mm): W=600 D=400 H=220**

ART.	useful dimensions			L	colour	
	W mm	D mm	H mm			
FAXEB6422L05137	555	358	217	43,1	■	



**BOX WITH REINFORCED BASE - OVERALL DIM. (mm): W=600 D=400 H=215**

ART.	useful dimensions			L	colour	
	W mm	D mm	H mm			
FAXEB6422R25137	555	358	200	39,7	■	



**BIN WITH SMOOTH BASE - OVERALL DIM. (mm): W=600 D=400 H=236**

ART.	useful dimensions			L	colour	
	W mm	D mm	H mm			
FAXEB6424L05137	555	357	231	45,8	■	



**BOX WITH REINFORCED BASE - OVERALL DIM. (mm): W=600 D=400 H=232**

ART.	useful dimensions			L	colour	
	W mm	D mm	H mm			
FAXEB6424R25137	555	357	215	42,6	■	



-  SMOOTH BASE
-  REINFORCED BASE
-  CLOSED WALLS
-  SHELL HANDLES
-  CLOSED HANDLES
-  OPEN HANDLES
-  CAPACITY

# CLASSIC

600x400 mm



**BIN WITH SMOOTH BASE - OVERALL DIM. (mm): W=600 D=400 H=280**

ART.	useful dimensions			L	colour	
	W mm	D mm	H mm			
FAXEB6428L05137	553	355	277	54,4	■	



**BOX WITH REINFORCED BASE - OVERALL DIM. (mm): W=600 D=400 H=280**

ART.	useful dimensions			L	colour	
	W mm	D mm	H mm			
FAXEB6428R25137	553	355	260	51	■	



**BIN WITH SMOOTH BASE - OVERALL DIM. (mm): W=600 D=400 H=320**

ART.	useful dimensions			L	colour	
	W mm	D mm	H mm			
FAXEB6432L05137	551	352	318	60,3	■	



**BOX WITH REINFORCED BASE - OVERALL DIM. (mm): W=600 D=400 H=320**

ART.	useful dimensions			L	colour	
	W mm	D mm	H mm			
FAXEB6432R25137	552	352	306	58,5	■	



**BIN WITH SMOOTH BASE - OVERALL DIM. (mm): W=600 D=400 H=423**

ART.	useful dimensions			L	colour	
	W mm	D mm	H mm			
FAXEB6442L05137	555	355	420	82,8	■	



**BOX WITH REINFORCED BASE - OVERALL DIM. (mm): W=600 D=400 H=418**

ART.	useful dimensions			L	colour	
	W mm	D mm	H mm			
FAXEB6442R25137	555	355	400	78,8	■	



# CLASSIC

PICKING BOX

RK BOX

**EURO BOX**

EURO BOX - ESD

VISUAL BOX

MAT

800x600 mm



BOX WITH MODULAR BASE - OVERALL DIM. (mm): W=800 D=600 H=320

ART.	useful dimensions			L	colour
	W mm	D mm	H mm		
FAXEB8632M25137	753	552	297	123,4	■



⚠ This model features handles on all the sides



 SMOOTH BASE

 REINFORCED BASE

 MODULAR BASE

 CLOSED WALLS

 CLOSED HANDLES

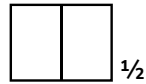
 OPEN HANDLES

 CAPACITY



## DIVIDER BOXES FOR BOXES 400x300 mm

### PARTITION DIAGRAM



### DIVIDER BOX FOR EURO BOX CONTAINER - OVERALL DIM. (mm): W=250 D=175 H=95



ART.	partition	useful dimensions			L	colour
		W mm	D mm	H mm		
FAXEB43S0025137	1/2	242	158	88	3,3	■



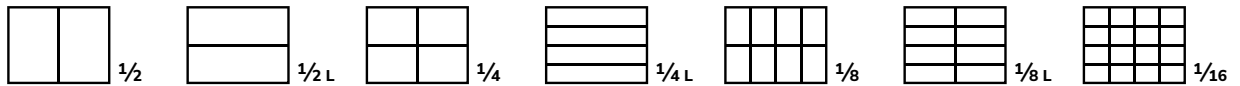
Example of partition of Euro Box containers 400x300 mm with divider boxes (2 x FAXEB43S0025137)



Example of partition of Euro Box containers 600x400 mm with divider boxes (1 x FAXEB64S1085137, 2 x FAXEB64S0165137, 1 x FAXEB64S0047137, 2 x FAXEB64S0085137, 1 x FAXEB64S1045137)

## DIVIDER BOXES FOR BOXES 600x400 mm

### PARTITION DIAGRAM



#### DIVIDER BOX FOR EURO BOX CONTAINER - OVERALL DIM. (mm): W=550 D=174 H=110

ART.	partition	useful dimensions			L	colour
		W mm	D mm	H mm		
FAXEB64S0027137	1/2	544	168	105	9,6	■



#### DIVIDER BOX FOR EURO BOX CONTAINER - OVERALL DIM. (mm): W=550 D=87 H=110

ART.	partition	useful dimensions			L	colour
		W mm	D mm	H mm		
FAXEB64S0047137	1/4	544	81	105	4,6	■



#### DIVIDER BOX FOR EURO BOX CONTAINER - OVERALL DIM. (mm): W=137 D=174 H=110

ART.	partition	useful dimensions			L	colour
		W mm	D mm	H mm		
FAXEB64S0085137	1/8	131	168	105	2,3	■



#### DIVIDER BOX FOR EURO BOX CONTAINER - OVERALL DIM. (mm): W=137 D=87 H=110

ART.	partition	useful dimensions			L	colour
		W mm	D mm	H mm		
FAXEB64S0165137	1/16	132	82	105	1,1	■



#### DIVIDER BOX FOR EURO BOX CONTAINER - OVERALL DIM. (mm): W=274 D=350 H=110

ART.	partition	useful dimensions			L	colour
		W mm	D mm	H mm		
FAXEB64S1025137	1/2	268	344	105	9,7	■



#### DIVIDER BOX FOR EURO BOX CONTAINER - OVERALL DIM. (mm): W=274 D=174 H=110

ART.	partition	useful dimensions			L	colour
		W mm	D mm	H mm		
FAXEB64S1045137	1/4	268	168	105	4,7	■



#### DIVIDER BOX FOR EURO BOX CONTAINER - OVERALL DIM. (mm): W=274 D=87 H=110

ART.	partition	useful dimensions			L	colour
		W mm	D mm	H mm		
FAXEB64S1085137	1/8	268	82	105	2,3	■



#### LABEL HOLDER FOR DIVIDER BOX

ART.	W mm	H mm
FAXEB00PE010096	74	104



# CLASSIC

## ACCESSORIES

PICKING BOX	RK BOX	<b>EURO BOX</b>	EURO BOX - ESD	VISUAL BOX	MAT
-------------	--------	-----------------	----------------	------------	-----



### TROLLEY WITH WHEELS FOR EURO BOX CONTAINER 600X400

ART.	W mm	D mm	H mm	KG	colour
FAXEB64R0006103	620	420	170	250	Red
FAXEB64R0006104	620	420	170	250	Blue



### POLYPROPYLENE COMB DIVIDER FOR EURO BOX CONTAINER 600X400

ART.	W mm	D mm	H mm	colour
FAXEB4D10005137	352	4	100	Grey

### POLYPROPYLENE COMB DIVIDER FOR EURO BOX CONTAINER 600X400

ART.	W mm	D mm	H mm	colour
FAXEB6D10005137	552	4	100	Grey

The comb dividers have an interlocking installation system for modular and flexible division of the inside of the box.



### EURO BOX CONTAINER LABEL HOLDER CLIP

ART.	W mm	D mm	H mm	Finish
FAXEB00PE000099	84	13	20	Galvanised

The label holder is installed on the ribs of the box.



### SNAP CLOSURE FOR EURO BOX LID

ART.	W mm	D mm	H mm
FAXEBSCC0000013	32	8	26

Inserted into the holes in the lid and of the edge of the box, it locks the lid, preventing accidental opening.





LOAD CAPACITY



GALVANISED

# CLASSIC

400x300 mm



**HINGED ESD LID**

ART.	W mm	D mm	H mm	colour
FAXEB43C0005207	400	300	22	■



**ESD BOX WITH SMOOTH BASE - OVERALL DIM. (mm): W=400 D=300 H=220**

ART.	useful dimensions			L	colour
	W mm	D mm	H mm		
FAXEB4322L05207	358	258	217	19,9	■



600x400 mm



**HINGED ESD LID**

ART.	W mm	D mm	H mm	colour
FAXEB64C0005207	600	400	22	■



**ESD BOX WITH SMOOTH BASE - OVERALL DIM. (mm): W=600 D=400 H=75**

ART.	useful dimensions			L	colour
	W mm	D mm	H mm		
FAXEB6408L05207	555	355	72	14,2	■



**ESD BOX WITH SMOOTH BASE - OVERALL DIM. (mm): W=600 D=400 H=120**

ART.	useful dimensions			L	colour
	W mm	D mm	H mm		
FAXEB6412L15207	555	358	115	22,8	■



**ESD BOX WITH SMOOTH BASE - OVERALL DIM. (mm): W=600 D=400 H=220**

ART.	useful dimensions			L	colour
	W mm	D mm	H mm		
FAXEB6422L05207	555	358	217	43,1	■



# CLASSIC

## ACCESSORIES



### ESD TROLLEY WITH WHEELS FOR EURO BOX CONTAINER 600X400

ART.	W mm	D mm	H mm	KG	colour
FAXEB64R0006207	620	420	170	250	■



### CONDUCTIVE POLYPROPYLENE SLIDING CLOSURE FOR EURO BOX LID

ART.	W mm	D mm	H mm
FAXEBSMC0005207	44	9	24



SMOOTH BASE



CLOSED WALLS



SHELL HANDLES



CLOSED HANDLES



CAPACITY