


CLEVER-COMBI

TROLLEYS PRO SERIES



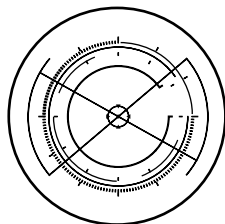
Clever and Combi are practical trolleys for moving products and equipment in the work environment. In particular, **Clever** is an innovative **modular trolley** which can also be used as a workshop trolley thanks to the possibility of customising it with shelves or a wooden worktop, drawers, perforated panels, doors, Iron Team hooks and accessories. **Combi**, on the other hand, has one or two **platforms** which make it ideal for use in **warehouse** for handling semi-finished products or products.



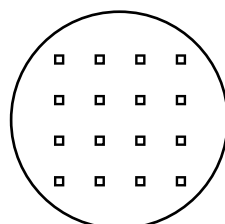
**EASY TO
ASSEMBLE**



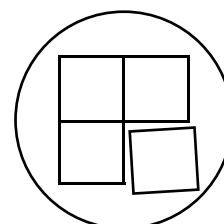
**SHELF LOAD-
BEARING
CAPACITY 100 KG**



CONFIGURABLE



**10X10 SQUARE
HOLES**



MODULAR



ART.	W mm	D mm	H mm	without wheels	wheel set	RAL	
CLEVER0903	908	515	819	300	225	7035	
CLEVER0904	908	515	819	300	225	5012	

Made up of:

qty.	description
1	Unassembled trolley without wheels
1	Kit with standard rubber wheels Ø 100 mm

[CONFIGURE](#)



ART.	W mm	D mm	H mm	without wheels	wheel set	RAL	
CLEVER0905	908	515	819	300	225	7035	
CLEVER0906	908	515	819	300	225	5012	

Made up of:

qty.	description
1	Unassembled trolley without wheels
1	Additional middle shelf
1	Kit with standard rubber wheels Ø 100 mm

[CONFIGURE](#)



ART.	W mm	D mm	H mm	without wheels	wheel set	RAL	
CLEVER0907	908	515	846	300	300	7035	
CLEVER0908	908	515	846	300	300	5012	

Made up of:

qty.	description
1	Unassembled trolley without wheels
1	Additional middle shelf
1	Non-marking synthetic rubber wheels kit Ø 125 mm

[CONFIGURE](#)



LOAD CAPACITY



RAL 5012



RAL 7035



ART.	W mm	D mm	H mm	without wheels	wheel set	RAL	
CLEVER1003	1028	615	819	300	225	7035	
CLEVER1004	1028	615	819	300	225	5012	

Made up of:

qty.	description
1	Unassembled trolley without wheels
1	Kit with standard rubber wheels Ø 100 mm



ART.	W mm	D mm	H mm	without wheels	wheel set	RAL	
CLEVER1005	1028	615	846	300	300	7035	
CLEVER1006	1028	615	846	300	300	5012	

Made up of:

qty.	description
1	Unassembled trolley without wheels
1	Additional middle shelf
1	Kit with standard rubber wheels Ø 125 mm



ART.	W mm	D mm	H mm	without wheels	wheel set	RAL	
CLEVER1007	1028	615	846	300	300	7035	
CLEVER1008	1028	615	846	300	300	5012	

Made up of:

qty.	description
1	Unassembled trolley without wheels
1	Additional middle shelf
1	Non-marking synthetic rubber wheels kit Ø 125 mm





ART.	W mm	D mm	H mm	without wheels	wheel set	RAL	
CLEVER1009	1028	615	868	300	300	7035	
CLEVER1010	1028	615	868	300	300	5012	

Made up of:

qty.	description
1	Unassembled trolley without wheels
1	Wooden worktop with supports
1	Non-marking synthetic rubber wheels kit Ø 125 mm

[CONFIGURE](#)



ART.	W mm	D mm	H mm	without wheels	wheel set	RAL	
CLEVER1011	1030	615	846	300	300	7035	
CLEVER1012	1030	615	846	300	300	5012	

Made up of:

qty.	description
1	Unassembled trolley without wheels
1	Additional middle shelf
2	Perforated side panel
1	Non-marking synthetic rubber wheels kit Ø 125 mm

[CONFIGURE](#)



ART.	W mm	D mm	H mm	without wheels	wheel set	RAL	
CLEVER1013	1030	615	868	300	300	7035	
CLEVER1014	1030	615	868	300	300	5012	

Made up of:

qty.	description
1	Unassembled trolley without wheels
1	Wooden worktop with supports
2	Perforated side panel
1	Non-marking synthetic rubber wheels kit Ø 125 mm

[CONFIGURE](#)



LOAD CAPACITY



RAL 5012



RAL 7035



ART.	W mm	D mm	H mm	KG		RAL	
				without wheels	wheel set		
CLEVER1015	1030	630	868	300	300	7035	
CLEVER1016	1030	630	868	300	300	5012	

Made up of:

qty.	description
1	Unassembled trolley without wheels
1	Wooden worktop with supports
2	Perforated side panel
1	Perforated rear panel
1	Non-marking synthetic rubber wheels kit Ø 125 mm

[CONFIGURE](#)



ART.	W mm	D mm	H mm	KG		RAL	
				without wheels	wheel set		
CLEVER1017	1030	655	868	300	300	7035	
CLEVER1018	1030	655	868	300	300	5012	

Made up of:

qty.	description
1	Unassembled trolley without wheels
1	Wooden worktop with supports
2	Perforated side panel
1	Perforated rear panel
1	Pair of hinged doors
1	Non-marking synthetic rubber wheels kit Ø 125 mm

[CONFIGURE](#)



ART.	W mm	D mm	H mm	KG		RAL	
				without wheels	wheel set		
CLEVER1019	1028	615	846	300	300	7035+7016	
CLEVER1020	1028	615	846	300	300	5012	

Made up of:

qty.	description
1	Unassembled trolley without wheels
1	Additional middle shelf
1	Cabinet W=500 mm with 1 drawer H=150 mm
1	Non-marking synthetic rubber wheels kit Ø 125 mm

[CONFIGURE](#)



ART.	W mm	D mm	H mm	KG		RAL	
				without wheels	wheel set		
CLEVER1021	1030	633	1538	300	300	7035	
CLEVER1022	1030	633	1538	300	300	5012	

Made up of:

qty.	description
1	Unassembled trolley without wheels
1	Wooden worktop with supports
2	Perforated side panel
1	Perforated rear panel
1	Pair of uprights for fastening the panel
1	Non-marking synthetic rubber wheels kit Ø 125 mm



ART.	W mm	D mm	H mm	KG		RAL	
				without wheels	wheel set		
CLEVER1023	1030	658	1538	300	300	7035	
CLEVER1024	1030	658	1538	300	300	5012	

Made up of:

qty.	description
1	Unassembled trolley without wheels
1	Wooden worktop with supports
2	Perforated side panel
2	Perforated rear panel
1	Pair of uprights for fastening the panel
1	Pair of hinged doors
1	Non-marking synthetic rubber wheels kit Ø 125 mm



ART.	W mm	D mm	H mm	KG		RAL	
				without wheels	wheel set		
CLEVER1025	1028	654	1538	300	300	7035+7016	
CLEVER1026	1028	654	1538	300	300	5012	

Made up of:

qty.	description
1	Unassembled trolley without wheels
1	Wooden worktop with supports
1	Perforated rear panel
1	Pair of uprights for fastening the panel
1	Cabinet W=500 mm with 1 drawer H=150 mm
1	Non-marking synthetic rubber wheels kit Ø 125 mm





CONFIGURE

ART.	W mm	D mm	H mm	KG		RAL	
				without wheels	wheel set		
CLEVER1027	1347	633	1538	300	300	7035	
CLEVER1028	1347	633	1538	300	300	5012	

Made up of:

qty.	description
1	Unassembled trolley without wheels
1	Wooden worktop with supports
2	Perforated side panel
1	Perforated rear panel
1	Pair of uprights for fastening the panel
1	Large reversible shelf
1	Bar mount for Picking Box bins size 1/2
1	Kit of 3 Picking Box Air bins size 2
1	6-space spray-can holder
2	Angled 2-space silicone holder
1	Roll holder kit with roll Ø=240 mm
2	Magnet complete with clip and screw – 10-piece pack
1	Non-marking synthetic rubber wheels kit Ø 125 mm



CONFIGURE

ART.	W mm	D mm	H mm	KG		RAL
				without wheels	wheel set	
CLEVER1029	1347	658	1538	300	300	7035
CLEVER1030	1347	658	1538	300	300	5012

Made up of:

qty.	description
1	Unassembled trolley without wheels
1	Wooden worktop with supports
2	Perforated side panel
2	Perforated rear panel
1	Pair of uprights for fastening the panel
1	Pair of hinged doors
1	Roll holder kit with roll Ø=240 mm
1	6-space spray-can holder
2	Large reversible shelf
1	Bin with 30 l capacity
1	Wieland Schuko/FR connection cable
1	Schuko 4-socket power strip
1	Schuko 2-socket power strip
1	Support for 4-socket power strip
1	Support for 2-socket power strip
2	Magnet complete with clip and screw – 10-piece pack
1	Non-marking synthetic rubber wheels kit Ø 125 mm



LOAD CAPACITY



RAL 5012



RAL 7035

CLEVER

COMPONENTS



UNASSEMBLED TROLLEY WITHOUT WHEELS

ART.	W mm	D mm	H mm	KG	RAL	
FCR10S0X208	908	515	691	300	7035	
FCR10S0X204	908	515	691	300	5012	
FCR11S0X208	1028	615	691	300	7035	
FCR11S0X204	1028	615	691	300	5012	



KIT WITH WHEELS

ART.	Ø mm	KG wheel set	H mm	material	↺	↻	
FKRD1002107	100	225	128	Standard rubber	2	2	
FKRB1252107	125	300	155	Standard rubber	2	2	
FKRU1252101	125	300	155	Non-marking synthetic rubber	2	2	
FKRS1252101	125	750	155	Elastic rubber	2	2	



ADDITIONAL MIDDLE SHELF

ART.	W mm	D mm	H mm	suitable for	KG	RAL	
FCR10120108	810	510	35	Trolley Clever Small	100	7035	
FCR10120104	810	510	35		100	5012	
FCR11120108	930	610	35	Trolley Clever Large	100	7035	
FCR11120104	930	610	35		100	5012	




CLEVER

COMPONENTS



PERFORATED REAR PANEL


ART.	W mm	D mm	H mm	suitable for	Hole dim. mm	Pitch mm	RAL	
FCR11150108	895	22	690	Trolley Clever Large	10x10	38	7035	
FCR11150104	895	22	690		10x10	38	5012	

 To install the panel on the upper part of the trolley it is necessary to order the pair of uprights



PAIR OF UPRIGHTS FOR FASTENING THE PANEL

ART.	W mm	D mm	H mm	RAL	
FCR10170139	45	35	650	7016	

 To install the panel on the upper part of the trolley it is necessary to order the pair of uprights



PAIR OF HINGED DOORS

ART.	W mm	D mm	H mm	suitable for	Hole dim. mm	Pitch mm	RAL	
FCR11160108	936	44	690	Trolley Clever Large	10x10	38	7035	
FCR11160104	936	44	690		10x10	38	5012	



PERFORATED SIDE PANEL

ART.	W mm	D mm	H mm	suitable for	Hole dim. mm	Pitch mm	RAL	
FCR11140108	573	7	688	Trolley Clever Large	10x10	38	7035	
FCR11140104	573	7	688		10x10	38	5012	



LOAD CAPACITY



FIXED WHEEL



SWIVEL WHEEL WITH BRAKE



RAL 5012



RAL 7016



RAL 7035

CLEVER

COMPONENTS



WOODEN WORKTOP WITH SUPPORTS

ART.	W mm	D mm	H mm	suitable for	KG	
FCR11130100	930	610	51	Trolley Clever Large	100	



CABINET W=500 MM WITH 1 DRAWER H=150 MM

ART.	W mm	D mm	H mm	KG	RAL	
FBG03S50C0001PD	500	630	210	80	7035+7016	
FBG03S50C000104	500	630	210	80	5012	

IRONTEAM


see page 196



FBLIT020099
FBLIT0610LQ



FBL95410000



FBLIT008039



FBLIT004039



FBLIT010039



FBLIT017039



FBLET012007



FBLET004007



FBLET005007



FBLET016007



WHEELED TROLLEY WITH STEEL BASE

ART.	W mm	D mm	H mm	without wheels	Wheels						RAL
					Ø mm	material	wheel set				
FCEP1052004	1095	700	1000	500	200	Standard rubber	615	1	1	2	5012



WHEELED TROLLEY WITH STEEL BASE

ART.	W mm	D mm	H mm	without wheels	Wheels						RAL
					Ø mm	material	wheel set				
FCEB1050308	1135	700	915	500	125	Standard rubber	300	1	1	2	7035
FCEB1050304	1135	700	915	500	125	Standard rubber	300	1	1	2	5012



WHEELED TROLLEY WITH STEEL BASE

ART.	W mm	D mm	H mm		Wheels		RAL
					Ø mm		
FCR00210008	555	445	845	150	100	4	7035
FCR00210004	555	445	845	150	100	4	5012

LOAD CAPACITY
 FIXED WHEEL
 SWIVEL WHEEL
 SWIVEL WHEEL WITH BRAKE
 RAL 7035 + RAL 7016
 RAL 5012
 RAL 7035