


**THE EVOLUTION OF  
THE MOBILE BENCH  
10 METAL COLOURS  
8 PLASTIC COLOURS  
CYLINDER CLOSURE**



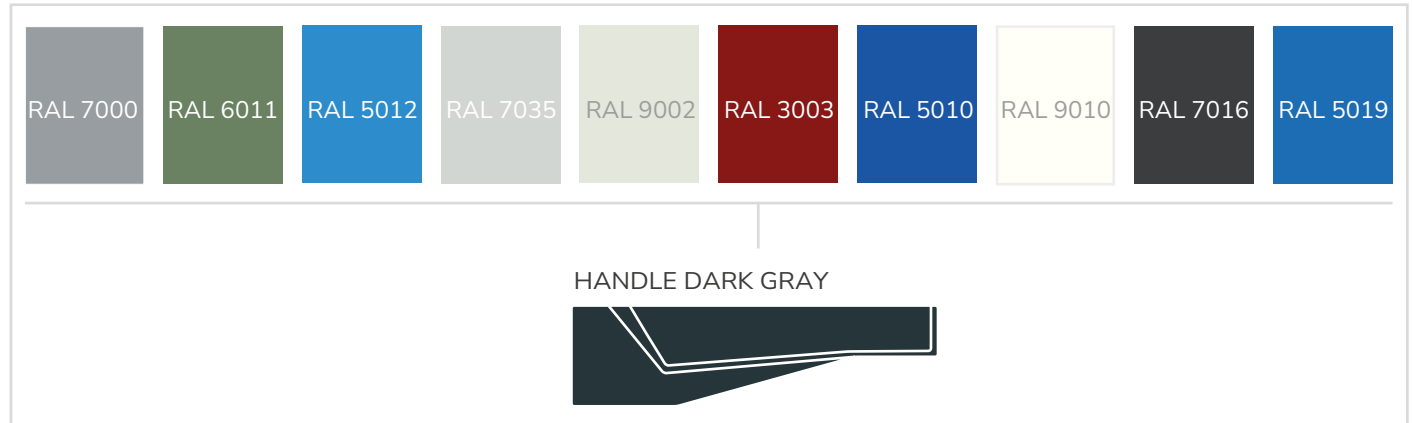


# WORK MOBILE - MASTER

# TECHNICAL SPECIFICATION

## COLOURS

10 colours for the metal parts



OTHER COLOURS ON REQUEST



## DRAWER CABINETS

New, flexible extension guide with mechanical adjustment of the drawer rear stop in 3 different positions.



92% = 100 kg

96% = 75 kg

100% = 50 kg

## VERTEBRATE BAR

The bar is an aluminium profile section that is always fixed and never rotates. The closing movement is obtained via blocks that move vertically - driven by one of the basic forces of physics: gravity. The simpler the movement, the less likely the possible breaks. Bar locking is obtained via a locking bolt system provided on the bar head.



## CYLINDER CLOSURE



TRANSMISSION SYSTEM FROM THE CLOSURE CYLINDER TO THE HEAD OF THE VERTEBRATE BAR BY MENAS OF STEEL WIRE WITH ELASTIC SHEATH AND LINEAR MOVEMENT. The cylinder closure lock is divided into 23 different series: each series has keys numbered from 1 to 160, for a total of 3,680 different combinations.

SUPPLIED AS STANDARD WITH 2 KEYS

### PUSH TO OPEN- INDIVIDUAL DRAWER OPENING

Compared to traditional systems that require additional components on the front, the opening of individual drawers is a feature integrated in the cylinder. To open the drawers just press the lock cylinder. The fewer components in a given mechanism, the less likely the risk of breakdowns.

## MULTIPLEX SHELF EDGES



Multiplex back upstand




Multiplex side upstand

The edging containment strips are made of beech multiplex and are fixed to the top with self-tapping screws. Their thickness is 12 mm and their height is 100 mm.

Practical and handy to contain materials during handling of the bench.

## ACCESSORIES



EXAMPLE OF USE:

# SHUTTER TOOL HOLDER WALL

# WORK MOBILE - MASTER 915x600 mm



● **ART. M02BH11S0100104**  
H = 928 mm - 1 door - 6 drawers

## METAL COLOURS

|                         |                          |                         |                         |                               |                             |                                 |                               |                                    |                               |
|-------------------------|--------------------------|-------------------------|-------------------------|-------------------------------|-----------------------------|---------------------------------|-------------------------------|------------------------------------|-------------------------------|
|                         |                          |                         |                         |                               |                             |                                 |                               |                                    |                               |
| GREY<br>RAL 7000<br>.01 | GREEN<br>RAL 6011<br>.02 | BLUE<br>RAL 5012<br>.04 | GREY<br>RAL 7035<br>.08 | GREY WHITE<br>RAL 9002<br>.1F | RUBY RED<br>RAL 3003<br>.1G | GENTIAN BLUE<br>RAL 5010<br>.34 | PURE WHITE<br>RAL 9010<br>.35 | ANTHRACITE GRAY<br>RAL 7016<br>.39 | BLUE CAPRI<br>RAL 5019<br>.48 |

PLASTIC parts  
colour range

DARK GREY  
.M0

## KEY



CLOSURE



BENCH  
CAPACITY



ALL INDICATED LOAD CAPACITY VALUES ARE NET AND REFER TO EVENLY DISTRIBUTED WEIGHTS

MULTIPLEX WORKTOP 860x600 mm THICKNESS 25 mm

H 908 mm



door 425 mm H

| ART.            |  |     |     |
|-----------------|--|-----|-----|
| M02BH11S0100104 |  | key | 250 |

H 908 mm



door 600 mm H

| ART.            |  |     |     |
|-----------------|--|-----|-----|
| M02BH11C0100204 |  | key | 250 |

H 908 mm



doors 425 mm H

| ART.            |  |     |     |
|-----------------|--|-----|-----|
| M02BH11S0100304 |  | key | 250 |

H 908 mm



| ART.            |  |     |     |
|-----------------|--|-----|-----|
| M02BH11S0100404 |  | key | 250 |



2 standard rubber swivel wheels with brake Ø 150 mm  
2 standard rubber fixed wheels Ø 150 mm

# WORK MOBILE - MASTER 915x600 mm

H 908 mm



doors 425/600 mm H

| ART.            |  |     |     |
|-----------------|--|-----|-----|
| M02BH11C0100504 |  | key | 250 |

H 908 mm



| ART.            |  |     |     |
|-----------------|--|-----|-----|
| M02BH11S0100604 |  | key | 250 |



2 standard rubber swivel wheels with brake Ø 150 mm  
2 standard rubber fixed wheels Ø 150 mm

## ACCESSORIES



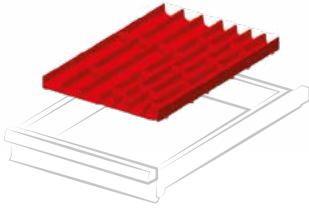
### MULTIPLEX BACK UPSTAND

| ART.        | Dim. mm      |
|-------------|--------------|
| FBL56900000 | 860x12x100 H |



### MULTIPLEX SIDE UPSTAND

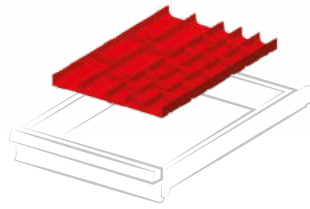
| ART.        | Dim. mm      |
|-------------|--------------|
| FBL55950000 | 612x12x100 H |

**PARTITIONING MATERIAL**
**18x27 EH**


ART. for front height mm

**FFH82050200** 50 - 300

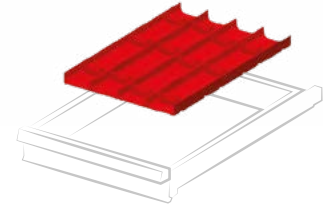
Set including: 3 partitions 4 grooves, 3 partitions 3 grooves, 16 plain partitions 36 mm, 7 plain partitions 47 mm



ART. for front height mm

**FFH82050300** 50 - 300


Set including: 3 partitions 3 grooves, 3 partitions 2 grooves, 15 plain partitions 47 mm, 8 plain partitions 73 mm



ART. for front height mm

**FFH82050400** 50 - 300

Set including: 6 partitions 2 grooves, 18 plain partitions 73 mm



ART. for front height mm

**FFH80050800** 50

**FFH80070800** 75

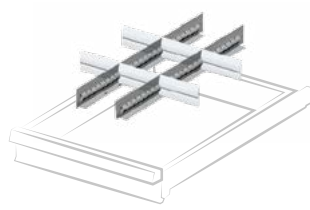
**FFH80100800** 100 - 125

**FFH80150800** 150

**FFH80200800** 200 - 250

**FFH80300800** 300

Set including: 1 slotted partition 455 mm, 2 plain partitions 149 mm



ART. for front height mm

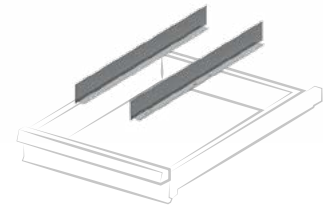
**FFH80050900** 50

**FFH80070900** 75

**FFH80100900** 100 - 125

**FFH80150900** 150

Set including: 2 slotted partitions 455 mm, 6 plain partitions 98 mm



ART. for front height mm

**FFH84051300** 50

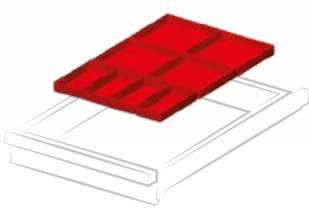
**FFH84071300** 75

**FFH84101300** 100 - 125

**FFH84151300** 150

**FFH84201300** 200 - 250

Set including: 2 plain partitions 455 mm



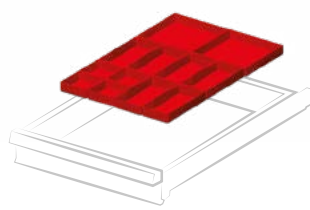
ART. for front height mm

**FFH82051800** 50

**FFH82071800** 75

**FFH82101800** 100 - 125

Set including: 4 plastic boxes 150x75 mm, 4 plastic boxes 150x150 mm

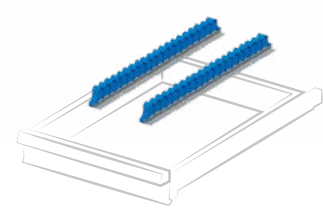


ART. for front height mm

**FFH82051700** 50

**FFH82071700** 75

Set including: 4 plastic boxes 75x75 mm, 6 plastic boxes 150x75 mm, 2 plastic boxes 150x150 mm



ART. for front height mm

**FFH86051900** 50 - 300

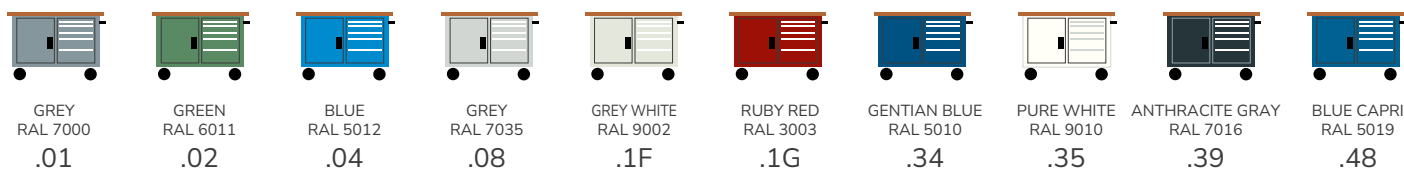
Set including: 2 multi-purpose supports 440 mm

# WORK MOBILE - MASTER 1059x600 mm



● **ART. M02BH12C0100704**  
H = 908 mm - 1 door - 6 drawers

## METAL COLOURS



## PLASTIC parts colour range



## KEY



CLOSURE



BENCH  
CAPACITY



ALL INDICATED LOAD CAPACITY VALUES ARE NET AND REFER TO EVENLY DISTRIBUTED WEIGHTS

MULTIPLEX WORKTOP 995x600 mm THICKNESS 25 mm

H 908 mm



| ART.            |  |     |     |
|-----------------|--|-----|-----|
| M02BH12C0100704 |  | key | 250 |

H 908 mm



| ART.            |  |     |     |
|-----------------|--|-----|-----|
| M02BH12C0100204 |  | key | 250 |

H 908 mm



| ART.            |  |     |     |
|-----------------|--|-----|-----|
| M02BH12C0100504 |  | key | 250 |

H 908 mm



| ART.            |  |     |     |
|-----------------|--|-----|-----|
| M02BH12S0100804 |  | key | 250 |



2 standard rubber swivel wheels with brake Ø 150 mm  
2 standard rubber fixed wheels Ø 150 mm

# WORK MOBILE - MASTER 1059x600 mm

## ACCESSORIES



MULTIPLEX BACK UPSTAND

| ART.               | Dim. mm      |
|--------------------|--------------|
| <b>FBL57050000</b> | 995x12x100 H |

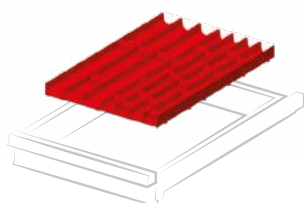


MULTIPLEX SIDE UPSTAND

| ART.               | Dim. mm      |
|--------------------|--------------|
| <b>FBL55950000</b> | 612x12x100 H |

## PARTITIONING MATERIAL

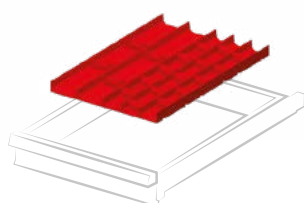
**18x27 EH**



ART. for front height mm

**FFH82050200** 50 - 300

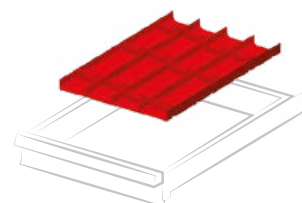
Set including: 3 partitions 4 grooves, 3 partitions 3 grooves, 16 plain partitions 36 mm, 7 plain partitions 47 mm



ART. for front height mm

**FFH82050300** 50 - 300

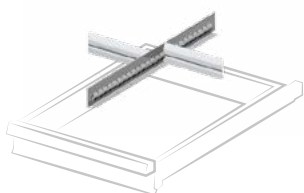
Set including: 3 partitions 3 grooves, 3 partitions 2 grooves, 15 plain partitions 47 mm, 8 plain partitions 73 mm



ART. for front height mm

**FFH82050400** 50 - 300

Set including: 6 partitions 2 grooves, 18 plain partitions 73 mm



ART. for front height mm

**FFH80050800** 50

**FFH80070800** 75

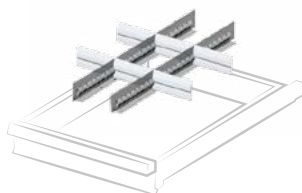
**FFH80100800** 100 - 125

**FFH80150800** 150

**FFH80200800** 200 - 250

**FFH80300800** 300

Set including: 1 slotted partition 455 mm, 2 plain partitions 149 mm



ART. for front height mm

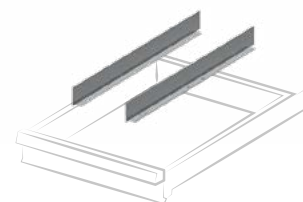
**FFH80050900** 50

**FFH80070900** 75

**FFH80100900** 100 - 125

**FFH80150900** 150

Set including: 2 slotted partitions 455 mm, 6 plain partitions 98 mm



ART. for front height mm

**FFH84051300** 50

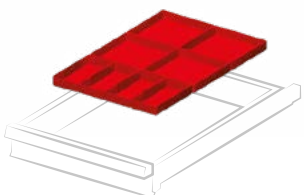
**FFH84071300** 75

**FFH84101300** 100 - 125

**FFH84151300** 150

**FFH84201300** 200 - 250

Set including: 2 plain partitions 455 mm



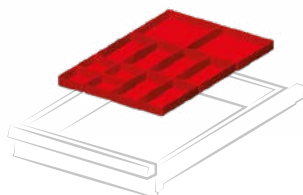
ART. for front height mm

**FFH82051800** 50

**FFH82071800** 75

**FFH82101800** 100 - 125

Set including: 4 plastic boxes 150x75 mm, 4 plastic boxes 150x150 mm

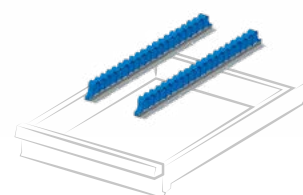


ART. for front height mm

**FFH82051700** 50

**FFH82071700** 75

Set including: 4 plastic boxes 75x75 mm, 6 plastic boxes 150x75 mm, 2 plastic boxes 150x150 mm



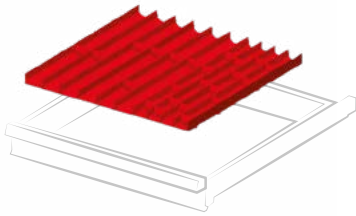
ART. for front height mm

**FFH86051900** 50 - 300

Set including: 2 multi-purpose supports 440 mm

PARTITIONING MATERIAL

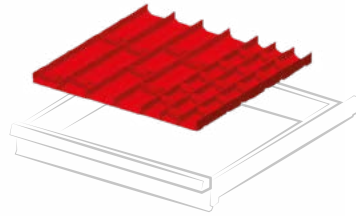
27x27 EH



ART. for front height mm

**FFH84050200** 50 - 300

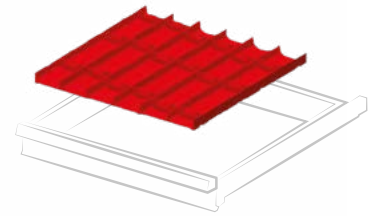
Set including: 3 partitions 4 grooves, 6 partitions 3 grooves, 16 plain partitions 36 mm, 7 plain partitions 47 mm



ART. for front height mm

**FFH84050300** 50 - 300


Set including: 3 partitions 3 grooves, 6 partitions 2 grooves, 15 plain partitions 47 mm, 8 plain partitions 73 mm



ART. for front height mm

**FFH84050400** 50 - 300

Set including: 9 partitions 2 grooves, 18 plain partitions 73 mm



ART. for front height mm

**FFH84050800** 50

**FFH84070800** 75

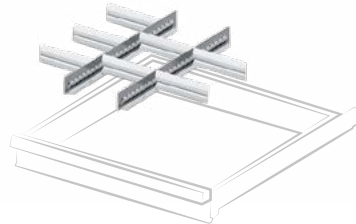
**FFH84100800** 100 - 125

**FFH84150800** 150

**FFH84200800** 200 - 250

**FFH84300800** 300

Set including: 2 slotted partitions 455 mm, 3 plain partitions 149 mm



ART. for front height mm

**FFH84050900** 50

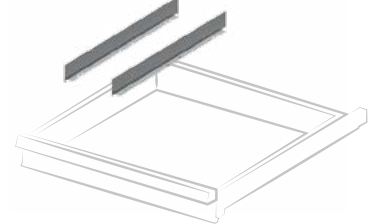
**FFH84070900** 75

**FFH84100900** 100 - 125

**FFH84150900** 150

**FFH84200900** 200 - 250

Set including: 2 slotted partitions 455 mm, 7 plain partitions 149 mm



ART. for front height mm

**FFH84051300** 50

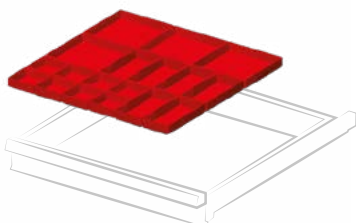
**FFH84071300** 75

**FFH84101300** 100 - 125

**FFH84151300** 150

**FFH84201300** 200 - 250

Set including: 2 plain partitions 455 mm

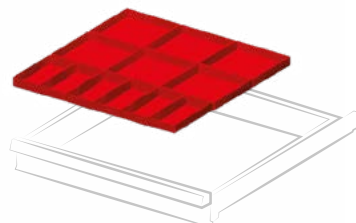


ART. for front height mm

**FFH84051700** 50

**FFH84071700** 75

Set including: 8 plastic boxes 75x75 mm, 6 plastic boxes 150x75 mm, 4 plastic boxes 150x150 mm



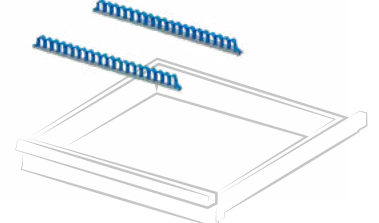
ART. for front height mm

**FFH84051800** 50

**FFH84071800** 75

**FFH84101800** 100 - 125

Set including: 6 plastic boxes 150x75 mm, 6 plastic boxes 150x150 mm



ART. for front height mm

**FFH86051900** 50 - 300

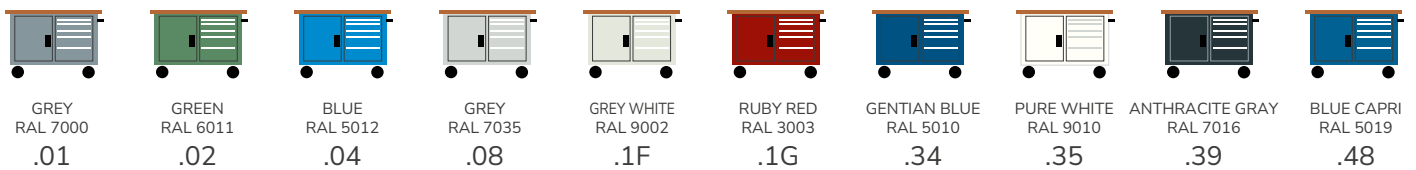
Set including: 2 multi-purpose supports 440 mm

# WORK MOBILE - MASTER 1213x700 mm



• ART. M02BH22S0100804  
H = 913 mm - 8 drawers

## METAL COLOURS



PLASTIC parts  
colour range



## KEY



CLOSURE



BENCH  
CAPACITY



ALL INDICATED LOAD CAPACITY VALUES ARE NET AND REFER TO EVENLY DISTRIBUTED WEIGHTS

MULTIPLEX WORKTOP 1150x700 mm THICKNESS 30 mm

H 913 mm



door 600 mm H

| ART.            |  |     |     |
|-----------------|--|-----|-----|
| M02BH22C0100704 |  | key | 250 |

H 913 mm



doors 425 mm H

| ART.            |  |     |     |
|-----------------|--|-----|-----|
| M02BH22S0100304 |  | key | 250 |

H 913 mm



door 600 mm H

| ART.            |  |     |     |
|-----------------|--|-----|-----|
| M02BH22C0100204 |  | key | 250 |

H 913 mm



doors 425/600 mm H

| ART.            |  |     |     |
|-----------------|--|-----|-----|
| M02BH22C0100504 |  | key | 250 |



2 standard rubber swivel wheels with brake Ø 150 mm  
2 standard rubber fixed wheels Ø 150 mm

# WORK MOBILE - MASTER 1213x700 mm

H 913 mm



|                        |  |     |     |
|------------------------|--|-----|-----|
| ART.                   |  |     |     |
| <b>M02BH22S0100804</b> |  | key | 250 |

H 913 mm



|                        |  |     |     |
|------------------------|--|-----|-----|
| ART.                   |  |     |     |
| <b>M02BH22S0100904</b> |  | key | 250 |



2 standard rubber swivel wheels with brake Ø 150 mm  
2 standard rubber fixed wheels Ø 150 mm

## ACCESSORIES



### MULTIPLY BACK UPSTAND

|                    |               |
|--------------------|---------------|
| ART.               | Dim. mm       |
| <b>FBL57150000</b> | 1150x12x100 H |

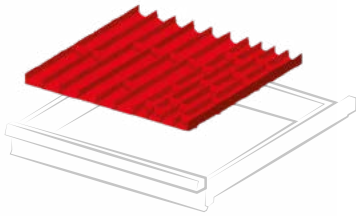


### MULTIPLY SIDE UPSTAND

|                    |              |
|--------------------|--------------|
| ART.               | Dim. mm      |
| <b>FBL56050000</b> | 712x12x100 H |

PARTITIONING MATERIAL

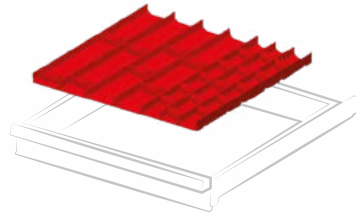
27x27 EH



ART. for front height mm

**FFH84050200** 50 - 300

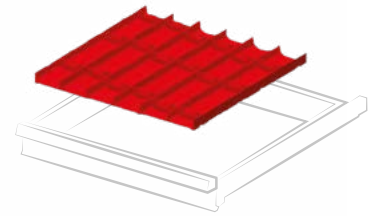
Set including: 3 partitions 4 grooves, 6 partitions 3 grooves, 16 plain partitions 36 mm, 7 plain partitions 47 mm



ART. for front height mm

**FFH84050300** 50 - 300


Set including: 3 partitions 3 grooves, 6 partitions 2 grooves, 15 plain partitions 47 mm, 8 plain partitions 73 mm



ART. for front height mm

**FFH84050400** 50 - 300

Set including: 9 partitions 2 grooves, 18 plain partitions 73 mm



ART. for front height mm

**FFH84050800** 50

**FFH84070800** 75

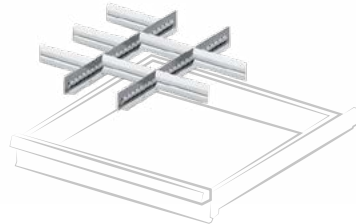
**FFH84100800** 100 - 125

**FFH84150800** 150

**FFH84200800** 200 - 250

**FFH84300800** 300

Set including: 2 slotted partitions 455 mm, 3 plain partitions 149 mm



ART. for front height mm

**FFH84050900** 50

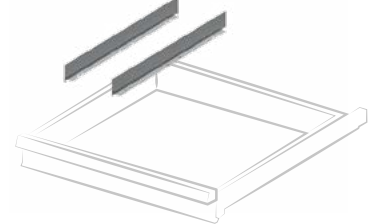
**FFH84070900** 75

**FFH84100900** 100 - 125

**FFH84150900** 150

**FFH84200900** 200 - 250

Set including: 2 slotted partitions 455 mm, 7 plain partitions 149 mm



ART. for front height mm

**FFH84051300** 50

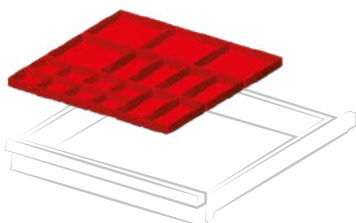
**FFH84071300** 75

**FFH84101300** 100 - 125

**FFH84151300** 150

**FFH84201300** 200 - 250

Set including: 2 plain partitions 455 mm

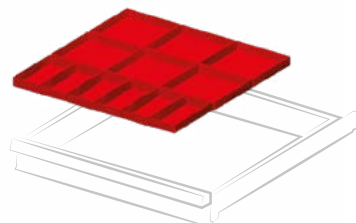


ART. for front height mm

**FFH84051700** 50

**FFH84071700** 75

Set including: 8 plastic boxes 75x75 mm, 6 plastic boxes 150x75 mm, 4 plastic boxes 150x150 mm



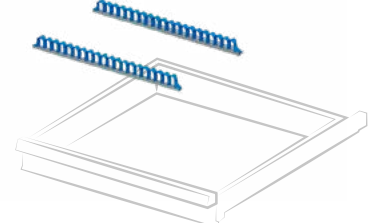
ART. for front height mm

**FFH84051800** 50

**FFH84071800** 75

**FFH84101800** 100 - 125

Set including: 6 plastic boxes 150x75 mm, 6 plastic boxes 150x150 mm



ART. for front height mm

**FFH86051900** 50 - 300

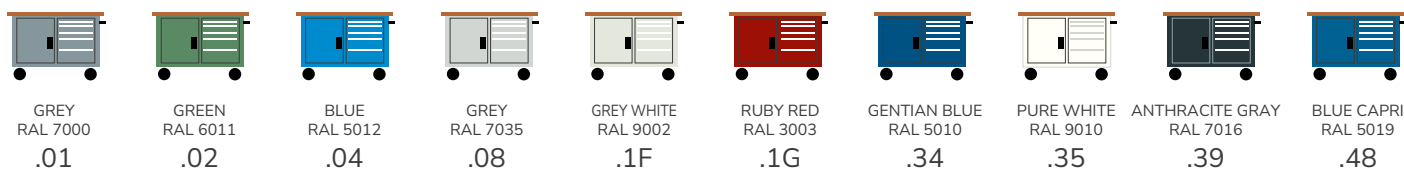
Set including: 2 multi-purpose supports 440 mm

# WORK MOBILE - MASTER 1213x700 mm



• ART. M02BH13S0100904  
H = 913 mm - 9 drawers

## METAL COLOURS



PLASTIC parts  
colour range



## KEY



CLOSURE




BENCH  
CAPACITY



ALL INDICATED LOAD CAPACITY VALUES ARE NET AND REFER TO EVENLY DISTRIBUTED WEIGHTS

MULTIPLEX WORKTOP 1150x700 mm THICKNESS 30 mm



|                 |   |   |   |
|-----------------|---|---|---|
| ART.            |  |  |  |
| M02BH13S0100904 |   | key   | 250   |



2 standard rubber swivel wheels with brake Ø 150 mm  
2 standard rubber fixed wheels Ø 150 mm

ACCESSORIES



MULTIPLEX BACK UPSTAND

|             |               |
|-------------|---------------|
| ART.        | Dim. mm       |
| FBL57150000 | 1150x12x100 H |

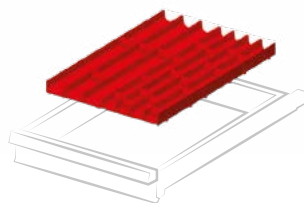


MULTIPLEX SIDE UPSTAND

|             |              |
|-------------|--------------|
| ART.        | Dim. mm      |
| FBL56050000 | 712x12x100 H |

## PARTITIONING MATERIAL

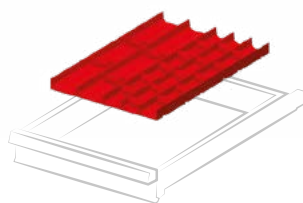
**18x27 EH**



ART. for front height mm

**FFH82050200** 50 - 300

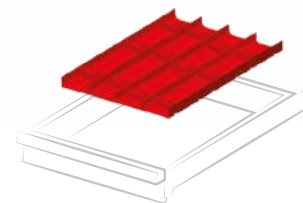
Set including: 3 partitions 4 grooves, 3 partitions 3 grooves, 16 plain partitions 36 mm, 7 plain partitions 47 mm



ART. for front height mm

**FFH82050300** 50 - 300

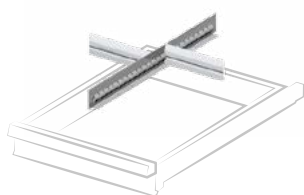
Set including: 3 partitions 3 grooves, 3 partitions 2 grooves, 15 plain partitions 47 mm, 8 plain partitions 73 mm



ART. for front height mm

**FFH82050400** 50 - 300

Set including: 6 partitions 2 grooves, 18 plain partitions 73 mm

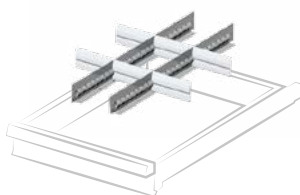


ART. for front height mm

**FFH80100800** 100 - 125

**FFH80300800** 300

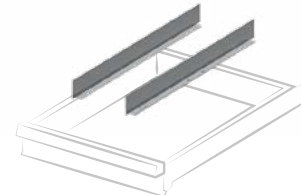
Set including: 1 slotted partition 455 mm, 2 plain partitions 149 mm



ART. for front height mm

**FFH80100900** 100 - 125

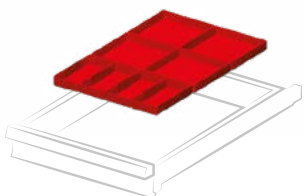
Set including: 2 slotted partitions 455 mm, 6 plain partitions 98 mm



ART. for front height mm

**FFH84101300** 100 - 125

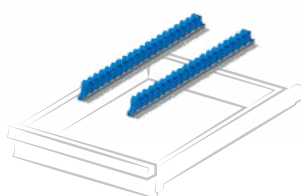
Set including: 2 plain partitions 455 mm



ART. for front height mm

**FFH82101800** 100 - 125

Set including: 4 plastic boxes 150x75 mm, 4 plastic boxes 150x150 mm



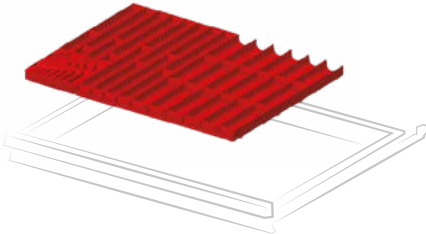
ART. for front height mm

**FFH86051900** 50 - 300

Set including: 2 multi-purpose supports 440 mm

PARTITIONING MATERIAL

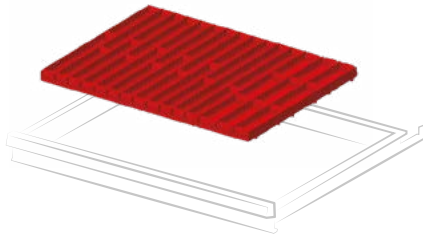
36x27 EH



ART. for front height mm

**FFH10051500** 50 - 300

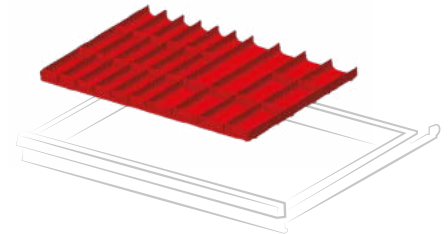
Set including: 5 partitions 4 grooves, 6 partitions 3 grooves, 20 plain partitions 36 mm, 20 plain partitions 47 mm, allen key tray 150x150 mm



ART. for front height mm

**FFH10051000** 50 - 300

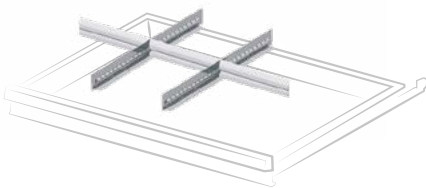
Set including: 9 partitions 4 grooves, 3 partitions 3 grooves, 36 plain partitions 36 mm, 12 plain partitions 47 mm



ART. for front height mm

**FFH10051300** 50 - 300

Set including: 6 partitions 3 grooves, 6 partitions 2 grooves, 18 plain partitions 47 mm, 12 plain partitions 73 mm



ART. for front height mm

**FFH10050500** 50

**FFH10070500** 75

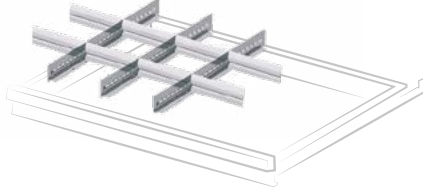
**FFH10100500** 100 - 125

**FFH10150500** 150

**FFH10200500** 200 - 250

**FFH10300500** 300

Set including: 2 slotted partitions 455 mm, 3 plain partitions 200 mm



ART. for front height mm

**FFH10050300** 50

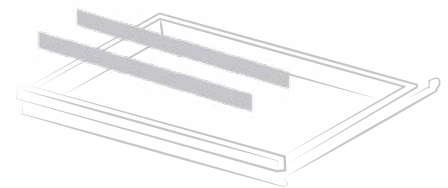
**FFH10070300** 75

**FFH10100300** 100 - 125

**FFH10150300** 150

**FFH10200300** 200 - 250

Set including: 3 slotted partitions 455 mm, 8 plain partitions 149 mm



ART. for front height mm

**FFH10050100** 50

**FFH10070100** 75

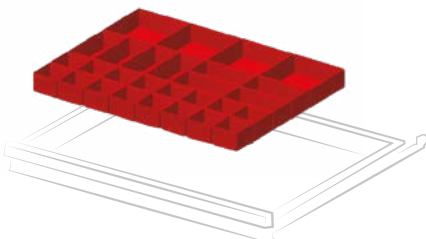
**FFH10100100** 100 - 125

**FFH10150100** 150

**FFH10200100** 200 - 250

**FFH10300100** 300

Set including: 2 plain partitions 610 mm

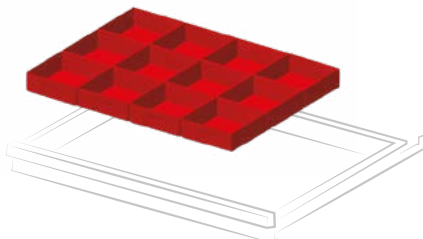


ART. for front height mm

**FFH10051800** 50

**FFH10071800** 75

Set including: 16 plastic boxes 75x75 mm, 8 plastic boxes 150x75 mm, 4 plastic boxes 150x150 mm



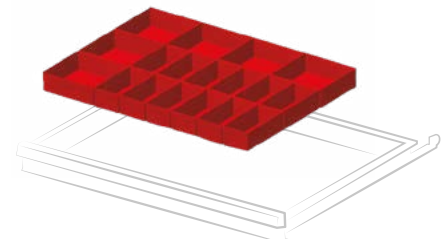
ART. for front height mm

**FFH10050900** 50

**FFH10070900** 75

**FFH10100900** 100 - 125

Set including: 12 plastic boxes 150x150 mm



ART. for front height mm

**FFH10051600** 50

**FFH10071600** 75

**FFH10101600** 100 - 125

Set including: 12 plastic boxes 150x75 mm, 6 plastic boxes 150x150 mm