

**CAPACIOUS**

**HANDY**

**STURDY**

**4 COLOURS**

**100% EXTENSIBLE DRAWERS**



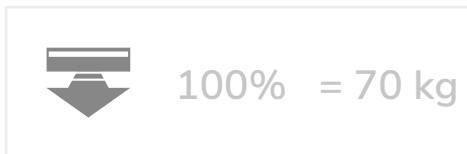


# WORK MOBILE - FLEXA

# TECHNICAL SPECIFICATION

## WORKBENCH COLOUR

4 colours for the metal parts




## DRAWERS CABINET

The drawers and the door are supplied with cylinder locks with 2 keys. The drawer, with high resistance sliding nylon bearings, is fitted with a stop to prevent it from accidentally falling during opening. Available in 3 different configurations.

## ANTI-TILT ROD

The closing bar acts as an anti-tilt system when the drawer is extended. The drawer rear hook (A) causes the rear bar (B) to rotate to its closed position. This prevents the operator from simultaneously opening multiple drawers, avoiding a dangerous weight shift to the outside.




SINGLE DRAWER  
OPENING DEVICE

## CYLINDER CLOSURE

The cylinder closure is connected via a square section rod (C) to the rear closing assembly, consisting of a rotating element and of the anti-tilt rod. Turning the key (D) operates the cam system in the closure assembly that rotates the rod.

SUPPLIED AS STANDARD WITH 2 KEYS



The handle is applied to the cabinet side.



The doors are pre-set to be installed with either right-hand or left-hand opening. When the cabinet is provided with a door, both the cabinet lock and the door lock are provided with the same keys.

## MULTIPLEX SHELF EDGES

The edging containment strips are made of beech multiplex and are fixed to the top with self-tapping screws. Their thickness is 12 mm and their height is 100 mm.

Practical and handy to contain materials during handling of the bench.



Multiplex back upstand



Multiplex side upstand

## ACCESSORIES



EXAMPLE OF USE:

**SHUTTER**

**TOOL HOLDER  
WALL**

**VISUAL BOX**

# WORK MOBILE - FLEXA 1072x600 mm



• **ART. FCBH4200104**

H = 910 mm - 1 door + 4 drawers

 METAL COLOURS



GREY  
RAL 7000  
.01



GREEN  
RAL 6011  
.02



BLUE  
RAL 5012  
.04



GREY  
RAL 7035  
.08

## KEY



CLOSURE



BENCH  
CAPACITY



ALL INDICATED LOAD CAPACITY VALUES ARE NET AND REFER TO EVENLY DISTRIBUTED WEIGHTS

MULTIPLEX WORKTOP 995x600 mm THICKNESS 25 mm

H 910 mm



door 600 mm H

ART.			
FCBH4200104		key	250

1 closure with anti-tilt rod

H 910 mm



ART.			
FCBH4200204		key	250

2 closures with lateral bar 300 mm H

H 910 mm



doors 400 mm H

ART.			
FCBH4200304		key	250

2 closure with anti-tilt rod

H 910 mm



ART.			
FCBH4200404		key	250

1 closure with anti-tilt rod



MULTIPLEX BACK UPSTAND

ART.	Dim. mm
FBL57050000	995x12x100 H



MULTIPLEX SIDE UPSTAND

ART.	Dim. mm
FBL55950000	612x12x100 H



2 Non-marking synthetic rubber swivel wheels with brake Ø 125 mm  
2 Non-marking synthetic rubber fixed wheels Ø 125 mm

# WORK MOBILE - FLEXA 1227x700 mm



● **ART. FCBH5100104**

H = 915 mm - 1 door + 4 drawers

 METAL COLOURS



GREY  
RAL 7000  
.01



GREEN  
RAL 6011  
.02



BLUE  
RAL 5012  
.04



GREY  
RAL 7035  
.08

## KEY



CLOSURE



BENCH  
CAPACITY



ALL INDICATED LOAD CAPACITY VALUES ARE NET AND REFER TO EVENLY DISTRIBUTED WEIGHTS

MULTIPLEX WORKTOP 1150x700 mm THICKNESS 30 mm

H 915 mm



door 600 mm H

ART.			
FCBH5100104		key	250

1 closure with anti-tilt rod

H 915 mm



doors 400 mm H

ART.			
FCBH5100304		key	250

2 closure with anti-tilt rod

H 915 mm



ART.			
FCBH5100404		key	250

1 closure with anti-tilt rod

H 915 mm



ART.			
FCBH5100604		key	250

1 closure with anti-tilt rod



MULTIPLEX BACK UPSTAND

ART.	Dim. mm
FBL57150000	1150x12x100 H



MULTIPLEX SIDE UPSTAND

ART.	Dim. mm
FBL56050000	712x12x100 H



2 Non-marking synthetic rubber swivel wheels with brake Ø 125 mm  
2 Non-marking synthetic rubber fixed wheels Ø 125 mm

# WORK MOBILE - FLEXA 1227x700 mm



• **ART. FCBH6100104**

H = 915 mm - 1 door + 4 drawers

 METAL COLOURS



GREY  
RAL 7000  
.01



GREEN  
RAL 6011  
.02



BLUE  
RAL 5012  
.04



GREY  
RAL 7035  
.08

## KEY



CLOSURE



BENCH  
CAPACITY



ALL INDICATED LOAD CAPACITY VALUES ARE NET AND REFER TO EVENLY DISTRIBUTED WEIGHTS

MULTIPLEX WORKTOP 1150x700 mm THICKNESS 30 mm

H 915 mm



door 600 mm H

ART.			
<b>FCBH6100104</b>		key	250

1 closure with anti-tilt rod

H 915 mm



ART.			
<b>FCBH6100404</b>		key	250

1 closure with anti-tilt rod

H 915 mm



doors 400 mm H

ART.			
<b>FCBH6100304</b>		key	250

2 closure with anti-tilt rod



MULTIPLEX BACK UPSTAND

ART.	Dim. mm
<b>FBL57150000</b>	1150x12x100 H



MULTIPLEX SIDE UPSTAND

ART.	Dim. mm
<b>FBL56050000</b>	712x12x100 H



2 Non-marking synthetic rubber swivel wheels with brake Ø 125 mm  
2 Non-marking synthetic rubber fixed wheels Ø 125 mm