



ACCESSORIES FOR TROLLEYS SERIES FCH




MODULAR TROLLEYS

Extra steel shelves

Order no. Extra steel shelves	Dimensions LxPxH mm	 100 Kg	For trolleys dim. mm
F CH 0510 00 04	1283x610x30		1425x625
Order no. Smooth rubber	Dimensions LxPxH mm	 -	For trolleys dim. mm
F CH 0590 00 07	-	-	1425x625



Extra wooden shelves

Order no. Extra wooden shelves	Dimensions LxPxH mm	 100 Kg	For trolleys dim. mm
F CH 0560 00 04	1260x600x12		1425x625



Container retainers

Order no. Container retainers	Adate per	Dimensions LxH mm	For trolleys dim. mm
F CG 0910 00 99	Steel shelves	1275x60	1425x625
F CG 0912 00 99	Steel or wooden bases	1275x60	1425x625


Order no. FCG 0912 00 99 can only be ordered with the base.



Meshes for fronts


Order no. Meshes for fronts		
F CL 0630 00 04		
Dimensions LxH mm	Mesh hole LxH mm	For trolleys dim. mm
484x1200	50x100	1425x625

Single item delivered with 4 clamps



Fork lift base

Order no. Fork lift base	Dimensions LxPxH mm
F CF 0965 00 04	238x615x70



Suitable for:
- steel and wooden bases with 150 mm diameter castors or 160/200 mm diameter castors with or without brakes

Meshes for sides

Order no. Meshes for sides		
F CH 0700 00 04		
Dimensions LxH mm	Mesh hole LxH mm	For trolleys dim. mm
1280x1200	50x100	1425x625

Two items delivered with 8 clamps and bolts

